



7.1.4 WATER CONSERVATION FACILITIES AVAILABLE IN THE INSTITUTION:

- 1. RAIN WATER HARVESTING**
- 2. BOREWELL /OPEN WELL RECHARGE**
- 3. CONSTRUCTION OF TANKS AND BUNDS**
- 4. WASTE WATER RECYCLING**
- 5. MAINTENANCE OF WATER BODIES AND DISTRIBUTION SYSTEM IN THE CAMPUS**

Index

S. No.	Description	Page Number
1.	Certificate of Head of Institution	02
2.	Rain water harvesting	04
3.	Borewell / Open well recharge	09
4.	Construction of tanks and bunds	17
5.	Waste water recycling	28
6.	Maintenance of water bodies and distribution system in the campus	48

Campus:



MAHATMA GANDHI UNIVERSITY
of
MEDICAL SCIENCES & TECHNOLOGY
JAIPUR

**CERTIFICATE OF THE HEAD OF
INSTITUTION**

Campus:

RIICO Institutional Area, Sitapura, Tonk Road, JAIPUR – 302 022 (Raj.) INDIA | Phone : +91-141-2771804 • 2771777 | Fax : +91-141-2771805 • 2771807
Website : www.mgumst.org | Email : info@mgumst.org | **Sponsoring Body : India Education Trust**



MAHATMA GANDHI UNIVERSITY
of
MEDICAL SCIENCES & TECHNOLOGY
JAIPUR

Dr. Ajay Kumar Sharma., PhD
Registrar

TO WHOM SO EVER IT MAY CONCERN

This is to certify that our Institution has the following facilities for Water conservation

1. Rain water harvesting
2. Borewell / Open well recharge
3. Construction of tanks and bunds
4. Waste water recycling
5. Maintenance of water bodies and distribution system in the campus


Registrar

REGISTRAR
Mahatma Gandhi University of
Medical Sciences & Technology
Sitapura, JAIPUR-302 022

Campus:



MAHATMA GANDHI UNIVERSITY
of
MEDICAL SCIENCES & TECHNOLOGY
JAIPUR


RAIN WATER HARVESTING

Campus:

RIICO Institutional Area, Sitapura, Tonk Road, JAIPUR – 302 022 (Raj.) INDIA | Phone : +91-141-2771804 • 2771777 | Fax : +91-141-2771805 • 2771807
Website : www.mgumst.org | Email : info@mgumst.org | **Sponsoring Body : India Education Trust**



MAHATMA GANDHI UNIVERSITY
of
MEDICAL SCIENCES & TECHNOLOGY
JAIPUR



RAINWATER HARVESTING PITS IN THE CAMPUS



MAHATMA GANDHI UNIVERSITY
of
MEDICAL SCIENCES & TECHNOLOGY
JAIPUR



GPS Map Camera



Jaipur, Rajasthan, India

mahatma Gandhi University of medical sciences and technology, Ricco Industrial Area, Sitapura, Jaipur, Rajasthan 302022, India

Lat 26.7672°

Long 75.855656°

Plus Code : 7JRQQV84+V7

05/09/23 11:38 AM GMT +05:30

94



RAINWATER HARVESTING PITS IN THE CAMPUS



MAHATMA GANDHI UNIVERSITY
of
MEDICAL SCIENCES & TECHNOLOGY
JAIPUR



GPS Map Camera



Jaipur, Rajasthan, India

mahatma Gandhi University of medical sciences and
technology, Ricco Industrial Area, Sitapura, Jaipur,
Rajasthan 302022, India

Lat 26.7672°

Long 75.855656°


Plus Code : 7JRQQV84+V7

05/09/23 11:37 AM GMT +05:30

91



RAINWATER HARVESTING PITS IN THE CAMPUS



RAIN WATER HARVESTING PITS



Jaipur, Rajasthan, India
Unnamed Road, Ricco Industrial Area,
Sitapura, Jaipur, Rajasthan 303905, India
Lat N 26° 46' 17.1804"
Long E 75° 51' 27.8712"
01/02/21 01:38 PM



MAHATMA GANDHI UNIVERSITY
of
MEDICAL SCIENCES & TECHNOLOGY
JAIPUR

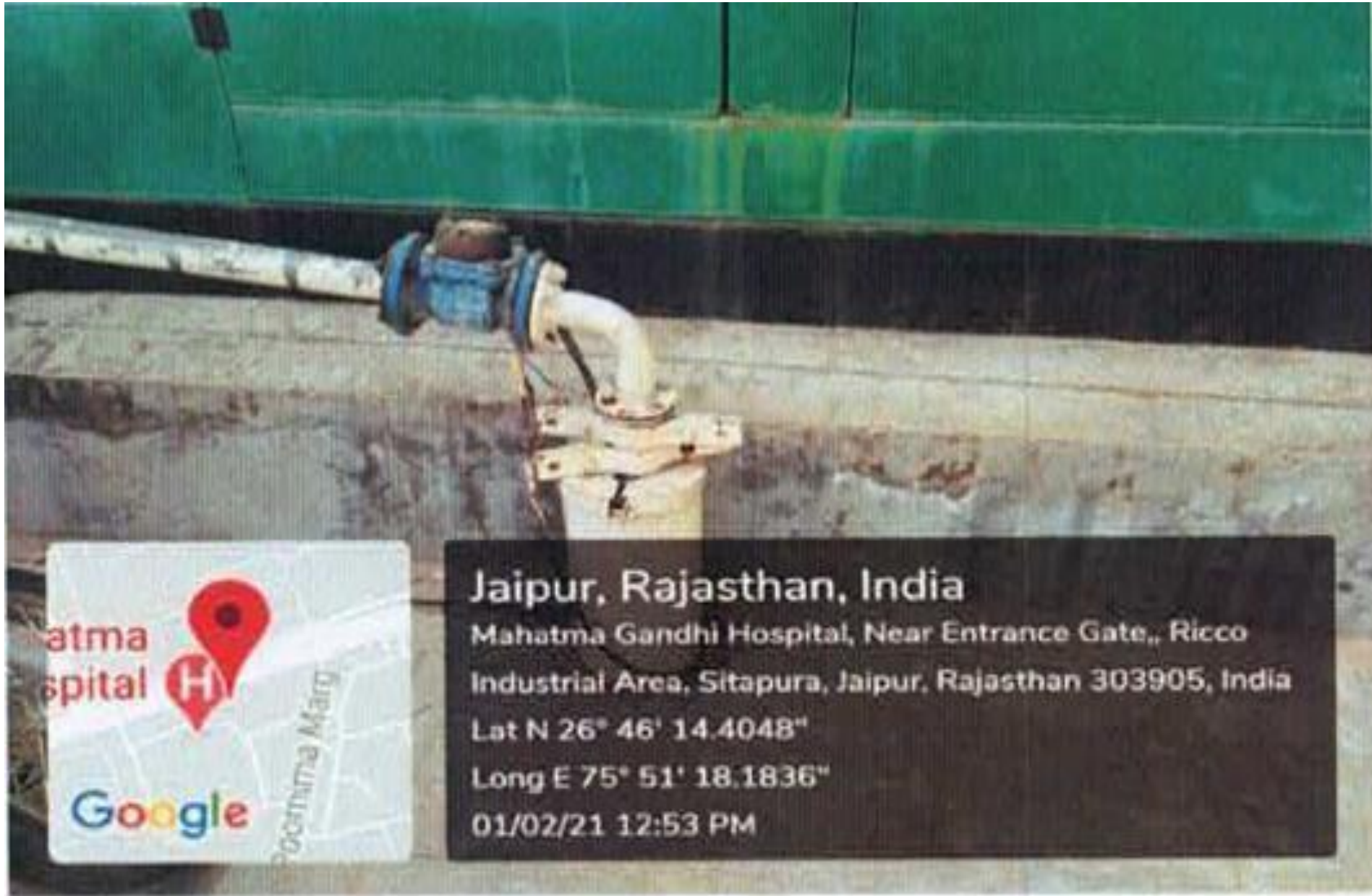
BOREWELL / OPEN WELL RECHARGE

Campus:

RIICO Institutional Area, Sitapura, Tonk Road, JAIPUR – 302 022 (Raj.) INDIA | Phone : +91-141-2771804 • 2771777 | Fax : +91-141-2771805 • 2771807
Website : www.mgumst.org | Email : info@mgumst.org | **Sponsoring Body : India Education Trust**

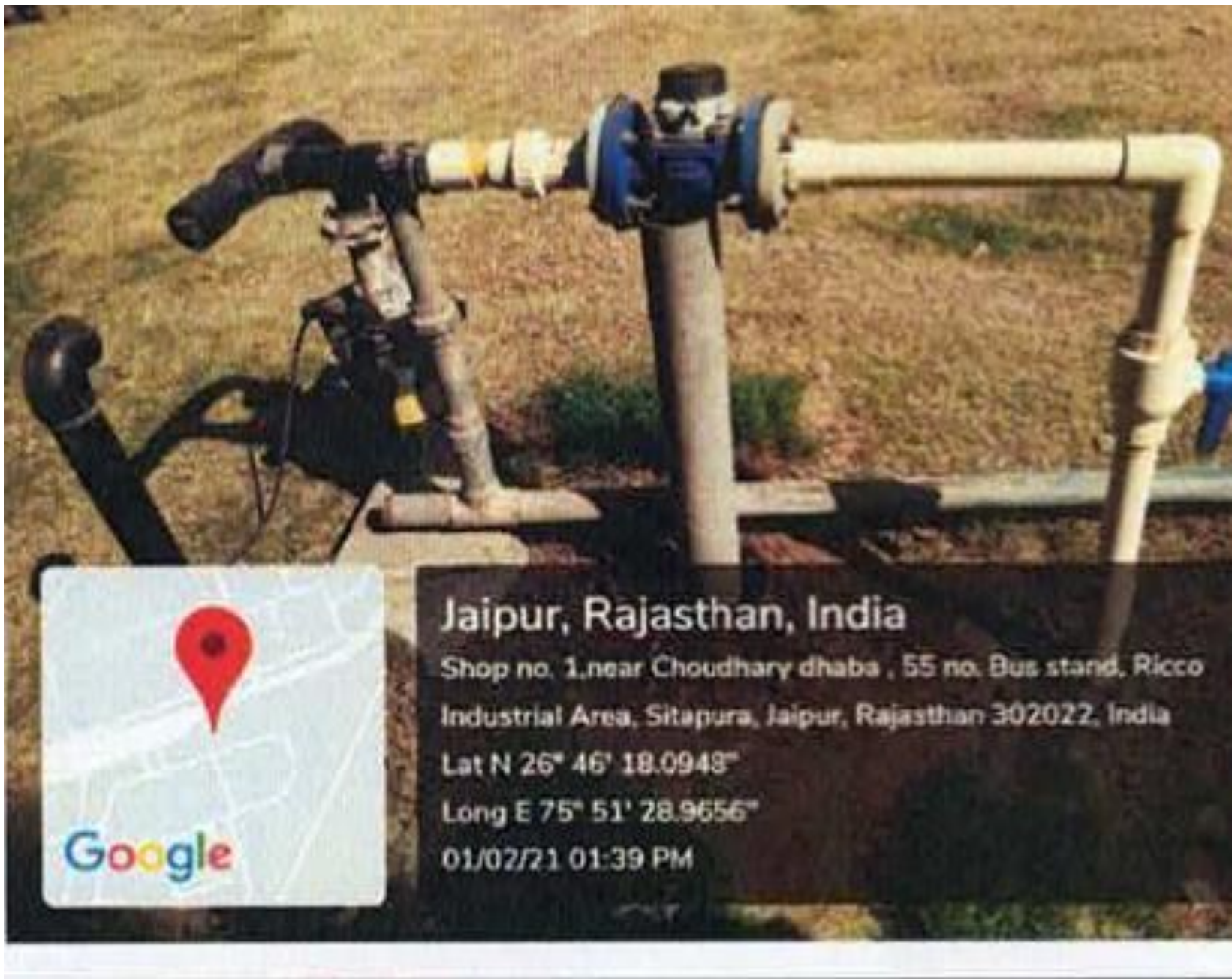
BOREWELL /OPEN WELL RECHARGE



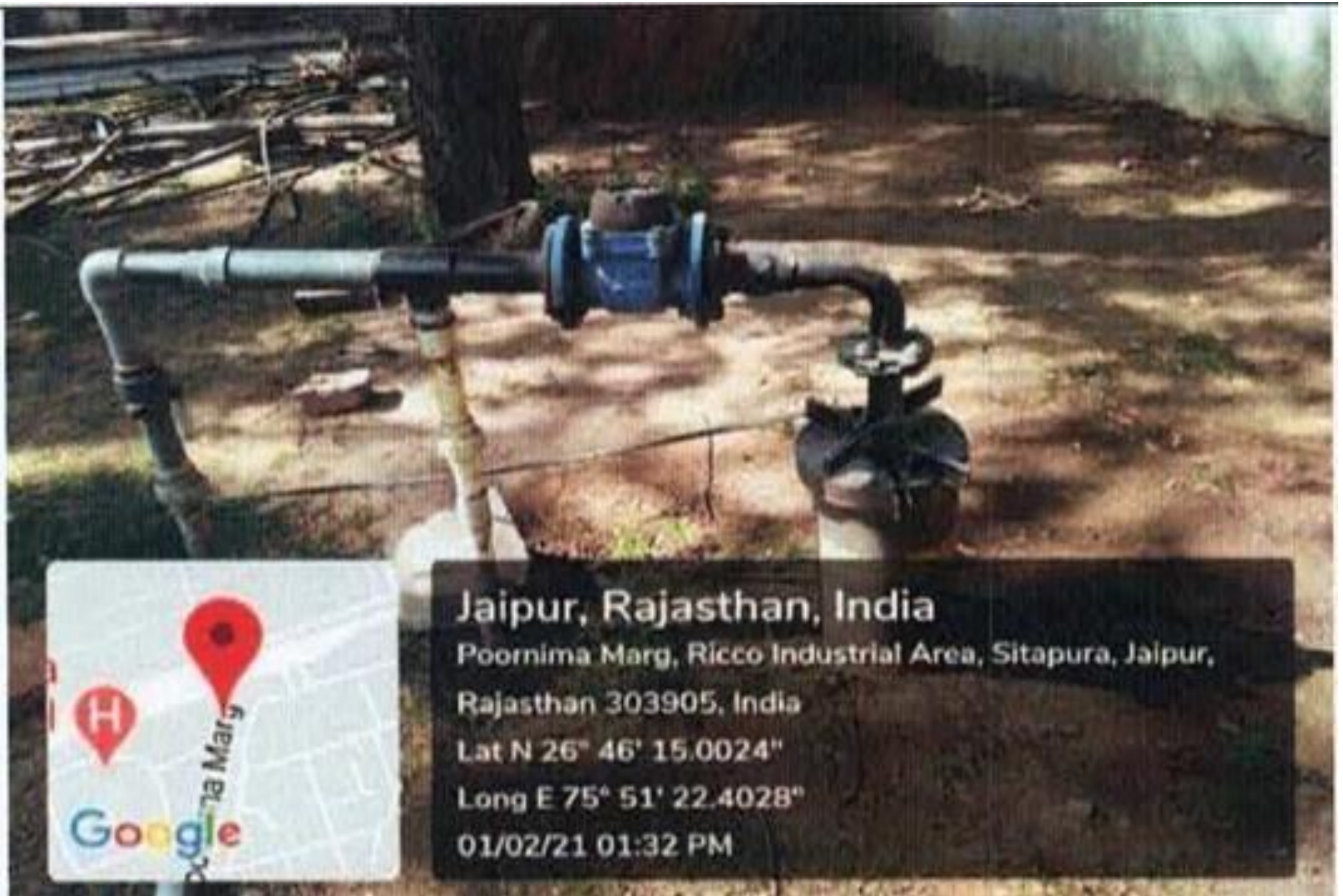


Jaipur, Rajasthan, India
Mahatma Gandhi Hospital, Near Entrance Gate,, Ricco
Industrial Area, Sitapura, Jaipur, Rajasthan 303905, India
Lat N 26° 46' 14.4048"
Long E 75° 51' 18.1836"
01/02/21 12:53 PM

BOREWELL IN THE CAMPUS



BOREWELL IN THE CAMPUS



Jaipur, Rajasthan, India

Poomima Marg, Ricco Industrial Area, Sitapura, Jaipur,

Rajasthan 303905, India

Lat N 26° 46' 15.0024"

Long E 75° 51' 22.4028"

01/02/21 01:32 PM

BOREWELL IN THE CAMPUS





**BOREWELL PLACED IN MAHATMA GANDHI
MEDICAL COLLEGE FRONT GARDEN**



WATER DISTRIBUTION PLAN



MAHATMA GANDHI UNIVERSITY
of
MEDICAL SCIENCES & TECHNOLOGY
JAIPUR

CONSTRUCTION OF TANKS AND BUNDS

Campus:

RIICO Institutional Area, Sitapura, Tonk Road, JAIPUR – 302 022 (Raj.) INDIA | Phone : +91-141-2771804 • 2771777 | Fax : +91-141-2771805 • 2771807
Website : www.mgumst.org | Email : info@mgumst.org | **Sponsoring Body : India Education Trust**



MAHATMA GANDHI UNIVERSITY
of
MEDICAL SCIENCES & TECHNOLOGY
JAIPUR



Lat 26.769500, Long 75.854061
05/02/2023 12:28 PM GMT+05:30

**TANK NEAR MAHATMA GANDHI HOSPITAL
SRCC BUILDING**



MAHATMA GANDHI UNIVERSITY
of
MEDICAL SCIENCES & TECHNOLOGY
JAIPUR



**TANK NEAR MAHATMA GANDHI HOSPITAL
SRCC BUILDING**



MAHATMA GANDHI UNIVERSITY
of
MEDICAL SCIENCES & TECHNOLOGY
JAIPUR



Jaipur, Rajasthan, India

mahatma Gandhi University of medical sciences and technology, Ricco Industrial Area, Sitapura, Jaipur, Rajasthan 302022, India

Lat 26.7672°

Long 75.855656°

Plus Code : 7JRQQV84+V7

05/09/23 10:47 AM GMT +05:30

30

**TANK NEAR MAHATMA GANDHI HOSPITAL
SRCC BUILDING**



Ramchandpura, Rajasthan, India

Mahatma Gandhi Hospital, Ricco Industrial Area, Sitapura
Industrial Area, Sitapura, Jaipur, Rajasthan 302022, India

Lat N 26° 46' 13.3032"

Long E 75° 51' 13.5936"

25/03/21 01:26 PM



WATER STORAGE TANK

GPS Map Camera




Jaipur, RJ, India

Poornima Marg, Sitapura, Jaipur,
303905, RJ, India

Lat 26°46'7"N, Long 75°51'22"E

07/29/2021 11:46 AM



WATER STORAGE TANK FOR DISTRIBUTION OF WATER IN THE CAMPUS



WATER STORAGE TANK LOCATED NEAR NURSING BUILDING



HYPOCHLORITE SOLUTION FOR LIQUID WASTE DISPOSAL



GPS Map Camera




Jaipur, RJ, India

Sitapura, Jaipur, 303905,
RJ, India

Lat 26°46'16"N, Long 75°51'24"E

08/09/2021 02:07 PM

EFFLUENT TREATMENT PLANT



GPS Map Camera

Jaipur, RJ, India

Sitapura, Jaipur, 303905,
RJ, India

Lat 26°46'12"N, Long 75°51'22"E

08/09/2021 02:05 PM

Effluent Treatment Plant



MAHATMA GANDHI UNIVERSITY
of
MEDICAL SCIENCES & TECHNOLOGY
JAIPUR

WASTE WATER RECYCLING

Campus:

RIICO Institutional Area, Sitapura, Tonk Road, JAIPUR – 302 022 (Raj.) INDIA | Phone : +91-141-2771804 • 2771777 | Fax : +91-141-2771805 • 2771807
Website : www.mgumst.org | Email : info@mgumst.org | **Sponsoring Body : India Education Trust**



MAHATMA GANDHI UNIVERSITY
of
MEDICAL SCIENCES & TECHNOLOGY
JAIPUR



Jaipur, Rajasthan, India

mahatma Gandhi University of medical sciences and
technology, Ricco Industrial Area, Sitapura, Jaipur,
Rajasthan 302022, India

Lat 26.7672°

Long 75.855656°

Plus Code : 7JRQQV84+V7

05/09/23 10:37 AM GMT +05:30

15

**SEWAGE TREATMENT PLANT NEAR MAHATMA
GANDHI HOSPITAL (MAIN BUILDING)**



MAHATMA GANDHI UNIVERSITY of MEDICAL SCIENCES & TECHNOLOGY JAIPUR

SEWAGE TREATMENT PLANT
S.T.P.
सीवेज ट्रीटमेन्ट प्लांट

EMERGENCY CONTACT NUMBER

STP PLANT OPERATOR	8003440647
ELECTRICIAN ON DUTY	09116133267
ELECTRIC DEPARTMENT	EXT- 106
PLUMBER ON DUTY	09116016689
FIRE OFFICER	08696666768
SECURITY	09001890276
GENERAL MANAGER (Hospital Operation)	07727010232
EPBAX	0141-2771777, EXT-9

MAHATMA GANDHI UNIVERSITY
MEDICAL SCIENCES & TECHNOLOGY
JAIPUR

Plant Capacity : 420 u₃/ Day

STP Flow Chart

Google

GPS Map Camera

Jaipur, Rajasthan, India
 mahatma Gandhi University of medical sciences and
 technology, Ricco Industrial Area, Sitapura, Jaipur,
 Rajasthan 302022, India
 Lat 26.7672°
 Long 75.855656°
 Plus Code : 7JRQQV84+V7
 05/09/23 11:43 AM GMT +05:30
 102

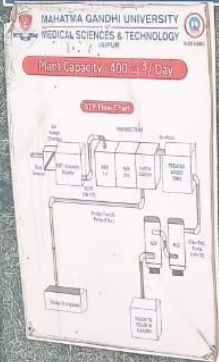
PLAN OF SEWAGE TREATMENT PLANT



MAHATMA GANDHI UNIVERSITY of MEDICAL SCIENCES & TECHNOLOGY JAIPUR



EMERGENCY CONTACT NUMBER	
STP PLANT OPERATOR	08955033733
ELECTRICIAN ON DUTY	09116133267
ELECTRIC DEPARTMENT	EXT- 106
PLUMBER ON DUTY	09116016689
FIRE OFFICER	08696666768
SECURITY	09001890276
GENERAL MANAGER (Hospital Operation)	07727010232
EPBAX	0141-2771777, EXT-9



GPS Map Camera



Jaipur, Rajasthan, India

mahatma Gandhi University of medical sciences and technology, Ricco Industrial Area, Sitapura, Jaipur, Rajasthan 302022, India

Lat 26.7672°

Long 75.855656°

Plus Code : 7JRQQV84+V7

05/09/23 10:38 AM GMT +05:30

16



PUMPS HOUSE IN SEWAGE TREATMENT PLANT



MAHATMA GANDHI UNIVERSITY
of
MEDICAL SCIENCES & TECHNOLOGY
JAIPUR



FILTERS & LAMILA CLARIFIER IN SEWAGE TREATMENT PLANT



MAHATMA GANDHI UNIVERSITY of MEDICAL SCIENCES & TECHNOLOGY JAIPUR



GPS Map Camera



Jaipur, Rajasthan, India

mahatma Gandhi University of medical sciences and technology, Ricco Industrial Area, Sitapura, Jaipur, Rajasthan 302022, India

Lat 26.7672°

Long 75.855656°

Plus Code : 7JRQQV84+V7

05/09/23 10:38 AM GMT +05:30

17



PUMPS HOUSE IN SEWAGE TREATMENT PLANT



MAHATMA GANDHI UNIVERSITY of MEDICAL SCIENCES & TECHNOLOGY JAIPUR



Jaipur, Rajasthan, India

mahatma Gandhi University of medical sciences and technology,
Ricco Industrial Area, Sitapura, Jaipur, Rajasthan 302022, India
Lat 26.7672°

Long 75.855656°

Plus Code : 7JRQV84+V7

05/09/23 10:39 AM GMT +05:30

18

GPS Map Camera

**FILTERS & LAMILA CLARIFIER IN SEWAGE
TREATMENT PLANT**



MAHATMA GANDHI UNIVERSITY
of
MEDICAL SCIENCES & TECHNOLOGY
JAIPUR



Jaipur, Rajasthan, India

mahatma Gandhi University of medical sciences and technology, Ricco Industrial Area, Sitapura, Jaipur, Rajasthan 302022, India

Lat 26.7672°

Long 75.855656°

Plus Code : 7JRQQV84+V7

05/09/23 10:39 AM GMT +05:30

21

**PUMPS FOR DISTRIBUTING TREATED WATER IN
SEWAGE TREATMENT PLANT**



MAHATMA GANDHI UNIVERSITY
of
MEDICAL SCIENCES & TECHNOLOGY
JAIPUR



Jaipur, Rajasthan, India

mahatma Gandhi University of medical sciences and
technology, Ricco Industrial Area, Sitapura, Jaipur,
Rajasthan 302022, India

Lat 26.7672°

Long 75.855656°

Plus Code : 7JRQQV84+V7

05/09/23 10:39 AM GMT +05:30

20


Google

**A.C.F. & M.G.F. FILTERS IN SEWAGE
TREATMENT PLANT**



MAHATMA GANDHI UNIVERSITY
of
MEDICAL SCIENCES & TECHNOLOGY
JAIPUR



 GPS Map Camera



Jaipur, Rajasthan, India

mahatma Gandhi University of medical sciences and technology, Ricco Industrial Area, Sitapura, Jaipur, Rajasthan 302022, India

Lat 26.7672°

Long 75.855656°

Plus Code : 7JRQQV84+V7

05/09/23 10:41 AM GMT +05:30

22





MAHATMA GANDHI UNIVERSITY
of
MEDICAL SCIENCES & TECHNOLOGY
JAIPUR



GPS Map Camera

Jaipur, Rajasthan, India

mahatma Gandhi University of medical sciences and technology, Ricco Industrial Area, Sitapura, Jaipur, Rajasthan 302022, India

Lat 26.7672°

Long 75.855656°

Plus Code : 7JRQQV84+V7

05/09/23 10:41 AM GMT +05:30

23



Google





MAHATMA GANDHI UNIVERSITY
of
MEDICAL SCIENCES & TECHNOLOGY
JAIPUR



Jaipur, Rajasthan, India

mahatma Gandhi University of medical sciences and technology, Ricco Industrial Area, Sitapura, Jaipur, Rajasthan 302022, India

Lat 26.7672°

Long 75.855656°

Plus Code : 7JRQQV84+V7

05/09/23 10:42 AM GMT +05:30

24



EQUAL TANK IN SEWAGE TREATMENT PLANT



MAHATMA GANDHI UNIVERSITY *of* MEDICAL SCIENCES & TECHNOLOGY JAIPUR





WATER TREATMENT FACILITY AND PUMP ROOM



STP PLANT



MAHATMA GANDHI UNIVERSITY
of
MEDICAL SCIENCES & TECHNOLOGY
JAIPUR



QV94+H2C, Poornima Marg, Ricco Industrial Area, Sitapura, Jaipur,
Ramchandpura, Rajasthan 303905, India

Latitude
26.76832611°

Longitude
75.85420551°

Local 11:54:04 AM
GMT 06:24:04 AM

Altitude 354 meters
Wednesday, 01.11.2023

**LIQUID WASTE TREATMENT TANK PLACED
NEAR SRCC ANNEX HEMATOLOGY TOWER**



MAHATMA GANDHI UNIVERSITY
of
MEDICAL SCIENCES & TECHNOLOGY
JAIPUR



**LIQUID WASTE TREATMENT TANK PLACED
NEAR SRCC ANNEX HEMATOLOGY TOWER**



MAHATMA GANDHI UNIVERSITY
of
MEDICAL SCIENCES & TECHNOLOGY
JAIPUR



QV94+H2C, Poornima Marg, Ricco Industrial Area, Sitapura, Jaipur,
Ramchandpura, Rajasthan 303905, India

Latitude
26.768325°

Longitude
75.85420678°

Local 11:53:42 AM
GMT 06:23:42 AM

Altitude 354 meters
Wednesday, 01.11.2023

**LIQUID WASTE TREATMENT TANK PLACED
NEAR SRCC ANNEX HEMATOLOGY TOWER**



MAHATMA GANDHI UNIVERSITY
of
MEDICAL SCIENCES & TECHNOLOGY
JAIPUR



QV94+H2C, Poornima Marg, Ricco Industrial Area, Sitapura, Jaipur,
Ramchandpura, Rajasthan 303905, India

Latitude
26.76836083°

Longitude
75.85422692°

Local 11:32:00 AM
GMT 06:02:00 AM

Altitude 355 meters
Wednesday, 01.11.2023

**LIQUID WASTE TREATMENT TANK PLACED
NEAR SRCC ANNEX HEMATOLOGY TOWER**



MAHATMA GANDHI UNIVERSITY
of
MEDICAL SCIENCES & TECHNOLOGY
JAIPUR



QV94+H2C, Poornima Marg, Ricco Industrial Area, Sitapura, Jaipur,
Ramchandpura, Rajasthan 303905, India

Latitude
26.7683524°

Local 11:32:32 AM
GMT 06:02:32 AM

Longitude
75.85421519°

Altitude 355 meters
Wednesday, 01.11.2023

GPS Map
Camera Lite

**LIQUID WASTE TREATMENT TANK PLACED
NEAR SRCC ANNEX HEMATOLOGY TOWER**



MAHATMA GANDHI UNIVERSITY
of
MEDICAL SCIENCES & TECHNOLOGY
JAIPUR

MAINTENANCE OF WATER BODIES AND DISTRIBUTION SYSTEM

Campus:

RIICO Institutional Area, Sitapura, Tonk Road, JAIPUR – 302 022 (Raj.) INDIA | Phone : +91-141-2771804 • 2771777 | Fax : +91-141-2771805 • 2771807
Website : www.mgumst.org | Email : info@mgumst.org | **Sponsoring Body : India Education Trust**

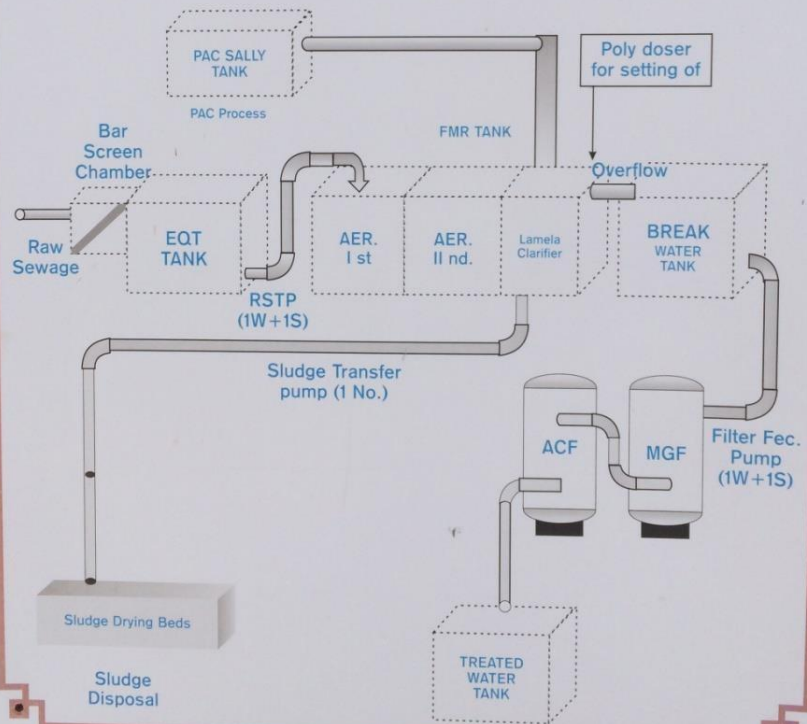
MAINTENANCE OF WATER BODIES AND DISTRIBUTION SYSTEM IN THE CAMPUS





MAHATMA GANDHI UNIVERSITY OF MEDICAL SCIENCES & TECHNOLOGY

PROCESS FLOW BLOCK DIAGRAM OF STP



WATER DISTRIBUTION SYSTEM

WATER AUDIT REPORT

**AS PER THE GUIDELINES OF CGWA MINISTRY OF JAL
SHAKTI**

For

**MAHATMA GANDHI UNIVERSITY OF MEDICAL SCIENCES
AND TECHNOLOGY, RIICO INSTITUTIONAL AREA,
SITAPURA, JAIPUR-RAJASTHAN, INDIA**



CONDUCTED & PREPARED BY

ACCREDITED WATER AUDITING AGENCY

LAGHU UDYOG BHARATI

NEW DELHI

JUNE – 2023

Contents

CHAPTER-I: INTRODUCTION	10
CHAPTER-II: SCOPE OF WORK	12
CHAPTER-III: METHODOLOGY	19
CHAPTER- IV: ASSESSMENT OF PRESENT WATER USAGE	21
CHAPTER-V: WATER TREATMENT PRACTICES	28
CHAPTER-VI: DATA ANALYSIS AND RESULTS	31
CHAPTER-VII: WATER CONSERVATION OPPORTUNITIES	33
CHAPTER -VIII: IMPLEMENTATION PLAN	39

DISCLOSURE

Auditor places on record its sincere thanks to the Management of Mahatma Gandhi University of Medical Sciences and Technology RIICO Institutional Area, Sitapura Jaipur-Rajasthan for entrusting the task of conducting Water Audit assignment at RIICO Institutional Area, Sitapura Jaipur-Rajasthan in line with CGWA Notification.

We are grateful to the management of Mahatma Gandhi University of Medical Sciences and Technology for their continuous support and guidance during work. We also extend our sincere thanks to the team members of the University premises for their full-fledged support in execution of the assignment. The team Members are

- | | |
|------------------------------|------------------------------------|
| 1. Mr. Subodh Beaspal | General Manager Hospital operation |
| 2. Mr. Mukesh Khandelwal | Sr Manager (University Admin) |
| 3. Mr. Ganga Singh Chaudhary | STP In-charge |

The water auditor is indebted to the staff team for showing keen interest in the water audit and the wholehearted support and cooperation during the conduct of the field study, without which the study would not have steered to its successful completion.

It is well worthy to mention that the efforts being taken and the enthusiasm shown by all the personnel towards water conservation are really admirable.

DECLARATION

We certify the following:


The report is based on the data collected at site during Audit and information provided by the Mahatma Gandhi University of Medical Sciences and Technology RIICO Institutional Area, Sitapura Jaipur-Rajasthan.

The data collection has been carried out diligently and truthfully. All data measuring devices used in good working condition, have been calibrated and have valid certificate from the authorized approved agencies and tampering of such devices has not occurred.

All reasonable professional skill, care and diligence have been taken in preparing the water audit report and the contents thereof are a true representation of the facts and figures.

EXECUTIVE SUMMARY

This report is an attempt of water audit team to provide an overview of the water distribution system and water usage at Mahatma Gandhi University of Medical Sciences and Technology RIICO Institutional Area, Sitapura Jaipur-Rajasthan. The report also highlights the major water sources, consumption area, wastewater treatment facilities and available water saving opportunities in the University premises. A set of recommendations which will assist in improving water efficiency has also been highlighted in this report. This report has emerged after a detailed water audit conducted in university premises at 26/06/2023.

Project Title:		Report Number:	
Mahatma Gandhi University of Medical Sciences and Technology		MGH/JP/RJ. /01	
Client:			
Mahatma Gandhi University of Medical Sciences and Technology, Sitapura, Jaipur, Rajasthan			
Contact Person: Mr. Mukesh Khandelwal			
Date of Audit:		Source of Water:	
26/06/2023		Ground Water from 08 tube wells	
Date of this Report:		Date of Approval:	
26/06/2023		26/06/2023	
No Distribution without permission from the client or responsible organization or unit			
Final Report Approved:	By LAGHU UDYOG BHARATI New Delhi		
	<p style="text-align: center;">For LAGHU UDYOG BHARATI</p>  <p style="text-align: center;">OM PRAKASH GUPTA Authorised Signatory</p>		Date:26/06/2023

BRIEF SUMMARY

Mahatma Gandhi University of Medical Sciences and Technology was formally inaugurated on 2nd October, 2000. At present this multi - specialty teaching University has 1450 operational beds. MGUMST also provides adequate clinical teaching materials as envisaged by Medical Council of India, Dental Council of India, and Indian Nursing Council.

The world - class infrastructure with the state- of- art medical equipment and highly reputed and experienced medical consultants / doctors / paramedical staff of MGUMST provides clinical support to the faculty of medicine resulting into most efficient teaching in these institutions.

MGUMST has a fully developed central diagnostic laboratory in biochemistry, microbiology and pathology. A well-trained and senior faculty supervises this lab which is one of the biggest in the State. MGUMST provides well-developed, unique services in the field of Advanced Reproductive Techniques (ART), medical and surgical endoscopy and modern blood banking with component therapy. MGUMST has started its Regional Emergency and Trauma Centre approved for Medico Legal Cases (MLC) along with well - equipped ambulance facilities meant to save lives of the victims of road accidents. The efficient and effective emergency department is well equipped with intensive care therapy, diagnostics, radio-diagnostic including ultrasonography and CT scan, MRI, Haematology and fully equipped operation theatres manned by eminent professionals and experts round-the-clock. This is the first trauma centre in the state approved by the Govt. of Rajasthan to deal with medico-legal cases including road traffic accident and post mortem under the Dept. of Forensic Medicine of MGMCH.

MGUMST has recently been upgraded with a state-of-art Cardiac & Critical Care Centre. The services at Cardiac & Critical Care Centre are available for patients by experienced Cardiologists & Cardiothoracic surgeons round the clock along with latest equipment's & ultra-modern technology.

The University has a modern Kidney Transplant & Urology Centre namely Mahatma Gandhi Kidney Transplant Centre which has started its functioning under expert Kidney Transplant Surgeons and Nephrologists. This centre gives quality medical services with ultra-modern techniques at affordable cost for all kinds of kidney ailments. A full-fledged Department of Oncology is launched with two linear accelerators for Radiotherapy services.

The University premises is located at RIICO Institutional Area Sitapura Jaipur Rajasthan.

The location of the “Mahatma Gandhi University of Medical Sciences and Technology” is shown in **Fig-1** and layout plan of the University premises is shown in **Fig-2**

Summary of Water Audit findings are presented in Table-1.

University premises Name and Location	Mahatma Gandhi University of Medical Sciences and Technology, RIICO Institutional Area, Sitapura, Jaipur-Rajasthan
Name of Block and category	Sanganer – Over Exploited
No. of working days/year	365
Major Water Usage Area in the University premises	Domestic uses and Gardening
Main Source of Freshwater	08 Tube wells
Total annual Fresh Water consumption (Feb2021 to Jan 2023)	100732 m ³ (2023 Up to Jun) 202876 m ³ (2022) 68193 m ³ (2021)
Total Water Use (Freshwater, & Treated Water) in University premises	<ul style="list-style-type: none"> • Freshwater: 850 m³/day • STP Treated Water: 786 m³/day
Pumping Device	<ul style="list-style-type: none"> • 08 numbers Submersible pump of 7.5 HP
Installation of Digital water meter	<ul style="list-style-type: none"> • Installed
Distribution for uses	<ul style="list-style-type: none"> • From borewell to collection tank then through pipe line in different Buildings
NOC for Ground water Extraction	<ul style="list-style-type: none"> • For 850 m³/day from CGWA
Average Effluent Generation in the STP and Reuse (m³/day)	786 m ³ /day sewerage water treated and used in flushing and gardening.

FINDINGS:

- As per water balance flow chart total water requirement in the University premises is 850 m³/day.
- The main source of freshwater for the University premises is 8 borewells. The depth of the Borewells is 150 to 170 m
- Around 786 m³ of water treated by two STP having 400 m³/day capacity each, out of total 786 m³ of treated water 235 m³/day is used in landscaping ,451m³/day in road cleaning and dust suppression.
- It is analysed that daily average extraction of ground water by the University from Jan 2022 to December 2022 was 556 m³/day only.
- Average daily fresh water consumption from Jan 2023 to Jun 2023 was 553.45 m³/day. • University premises has 08 tube wells, there are 7.5 HP pump in each tube wells.
- Water extraction data analysed and concluded that extraction quantity is below the limit as per NOC.

Sometimes water have to purchase from other sources.

- Water pumped by well first collected in tanks and distributed from here for further domestic uses by different lines.
- Digital Water meter is installed on all tube wells readings are recorded properly.
- Effluent water first collected in collection tank at STP and then send for further treatment.

RECOMMENDATIONS:

- Water meter should be installed on inlet and outlet of the all-RO systems.
- Few borewells are feeding water to overhead tanks, in this way water flow reached in overhead tank get so slow due to head losses. Water from all the borewells first collected in underground tank then lift up to overhead tank through high efficiency suitable pump with auto on off system to save unnecessary energy consumption.
- There are five rainwater harvesting pit has been seen during the visit in which runoff of roof top area with surface runoff of sounding area is harvested, it should be cleaned and modify with runoff area. It is batter that in these rain water harvesting structures only roof top runoff water should be harvested. For road paved and open area separate structures should be made in low lying area like shallow ponds or tanks.
- Fixing one rubber washer of ID 04 mm at the output of water taps in washrooms and in all existing water taps to reduce water flow. This modification will result in 50% water saving in taps.
- In toilets fresh groundwater is used for flushing and about 15 litres per flush . To reduce the flushing water per flush, it is suggested to install scientifically designed easy to install 'Tank- Bank' in the existing flush tanks with 'Dual Flush Cisterns'. This will save about 60% of flush water in toilets.
- Road paved area runoff should be collected in in tanks and use in washing etc with proper treatment as per consultation with CGWB. There is total 25891m³ of rain water generated from paved area in a year, **in this way around 8% ground water can be saved easily.**
- **Total 32479m³ of water can be saved yearly which is around 10.46% of total ground water extraction as per water conservation opportunities and Implementation Plan Table-9**
- **As such around 18.46 % of water can be saved yearly.**

Fig-1: Location of the Mahatma Gandhi University of Medical Sciences and Technology Jaipur

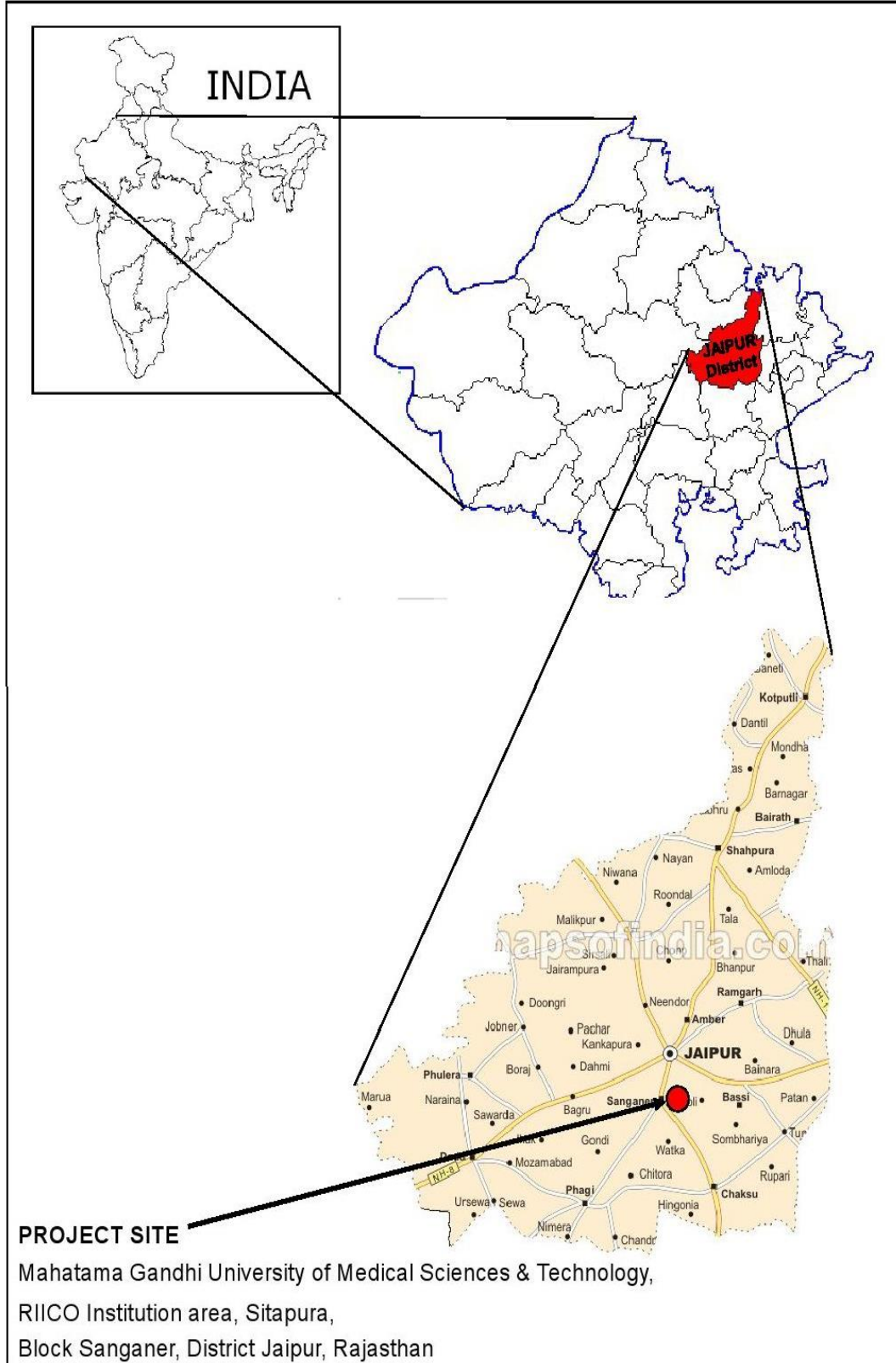
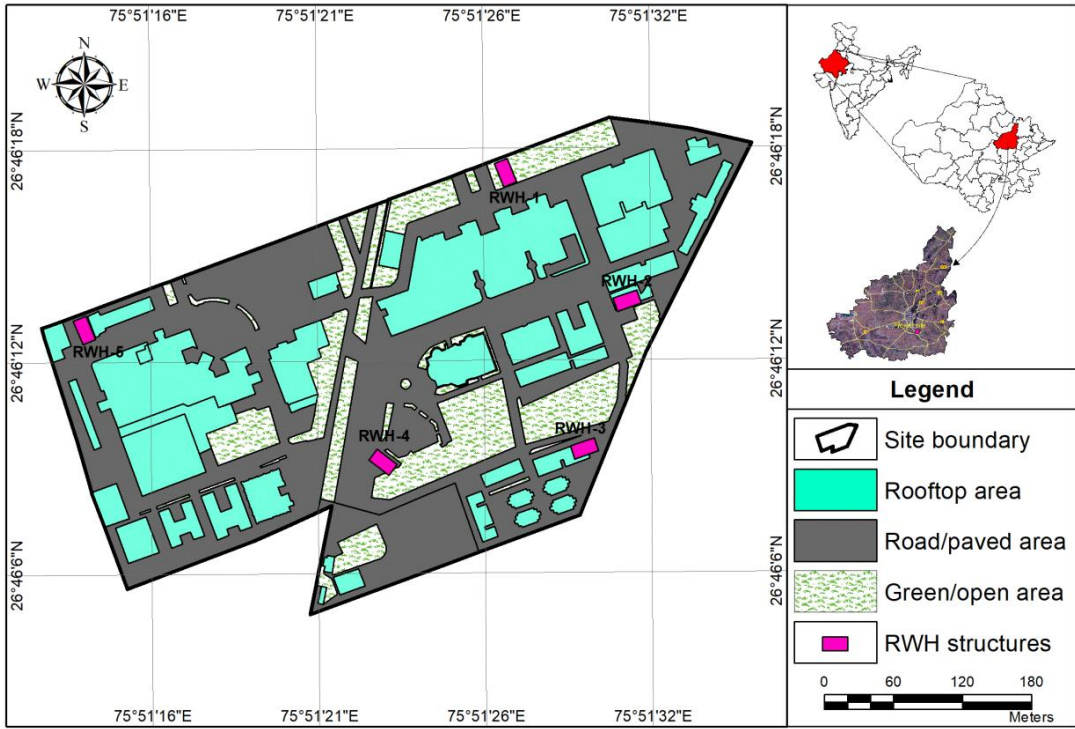


Fig-2: Layout plan of the University premises.



CHAPTER-I

INTRODUCTION

1.1 ABOUT THE UNIVERSITY:

Mahatma Gandhi University of Medical Sciences and Technology RIICO Institutional Area, Sitapura Jaipur premises is having the total area of 48152 m². The University premises located towards south at 20 km from the Jaipur City. The nearest railway station is Jaipur junction which is 22 km from the project site. Nearest airport at 10 Km towards North of the premises.

Mahatma Gandhi University of Medical Sciences and Technology RIICO Institutional Area, Sitapura Jaipur was formally inaugurated on 2nd October, 2000. At present this multi - specialty teaching University has **1450 operational beds**. MGUMST also provides adequate clinical teaching materials as envisaged by Medical Council of India, Dental Council of India, and Indian Nursing Council.

The world - class infrastructure with the **state- of- art** medical equipment and highly reputed and experienced medical consultants / doctors / paramedical staff of MGUMST provides clinical support to the faculty of medicine resulting into most efficient teaching in these institutions.

MGUMST has a fully developed central diagnostic laboratory in biochemistry, microbiology and pathology. A well-trained and senior faculty supervises this lab which is one of the biggest in the State. MGUMST provides well-developed, unique services in the field of Advanced Reproductive Techniques (ART), medical and surgical endoscopy and modern blood banking with component therapy. MGUMST has started its Regional Emergency and Trauma Centre approved for Medico Legal Cases (MLC) along with well - equipped ambulance facilities meant to save lives of the victims of road accidents. The efficient and effective emergency department is well equipped with intensive care therapy, diagnostics, radio-diagnostic including **ultrasonography** and **CT scan, MRI, Haematology and fully equipped operation theatres** manned by eminent professionals and experts round-the-clock. This is the first trauma centre in the state approved by the Govt. of Rajasthan to deal with medico-legal cases including road traffic accident and post mortem under the Dept. of Forensic Medicine of MGMCH.

MGUMST has recently been upgraded with a state-of-art Cardiac & Critical Care Centre. The services at **Cardiac & Critical Care Centre** are available for patients by experienced Cardiologists & Cardiothoracic surgeons round the clock along with latest equipment's & ultra- modern technology.

The University has a modern Kidney Transplant & Urology Centre namely Mahatma Gandhi Kidney Transplant Centre which has started its functioning under expert Kidney Transplant Surgeons and Nephrologists. This center gives quality medical services with ultra-modern techniques at affordable cost for all kinds of kidney ailments. A full-fledged Department of Oncology is launched with two linear accelerators for Radiotherapy services.

CHAPTER-II

SCOPE OF WORK

The main objective of the study is to identify the water uses and water saving opportunities includes the following:

- Water System analysis
- Quantification of baseline water mapping
- monitoring and measurements using pressure and flow meters and other devices.
- Quantification and identification of leaks
- Quantification of water quality loads and discharge
- Quantification of variability in flow and quality parameters
- Strategies for water treatment and reuse or direct use.
- Water balance
- Mapping of water quality requirement at various use

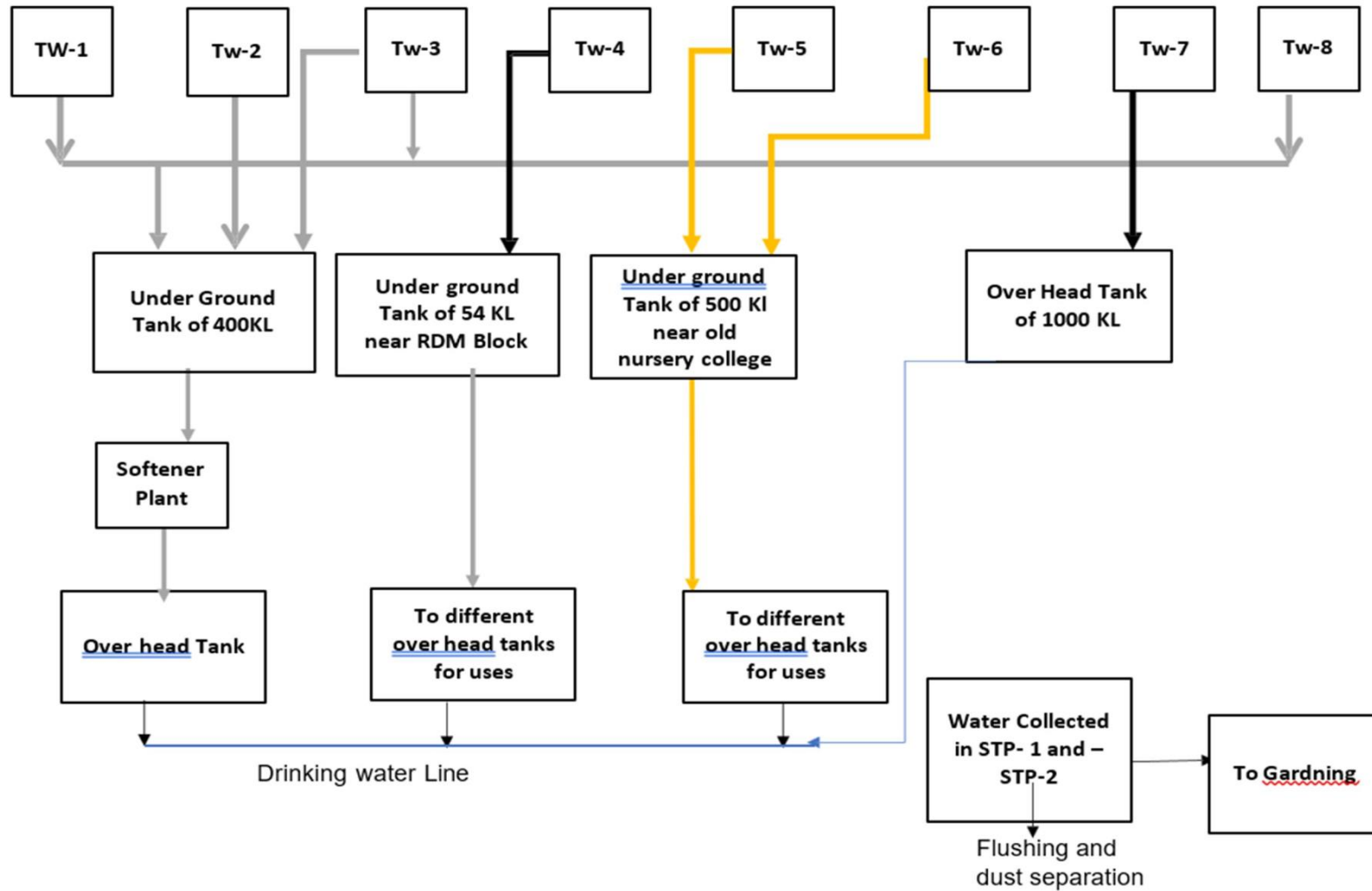
2.1: Water system analysis:

Water distribution system is a part of water supply network with components that carry water from a centralized treatment in university premises or wells to consumers to satisfy residential, requirements. Here water lifted from seven borewells and collected in overhead collection tanks and another one underground tank then distribute from here through different pipe lines.

2.2: QUANTIFICATION OF BASELINE WATER MAPPING:

Water audit comprises preparation of layout of water sources, distribution network, and service/delivery points to water users and return flow of waste or excess water. In this premises the sources of water is ground water, extracting through seven bore wells fitted with digital water meter and auto start sensors there is around 850 m³/day water extracted by bore wells and collected in tanks and distributed from here for further uses. Treated water from STP is used in flushing and greenbelt development in University premises. Layout for water mapping is given as **Fig-3**.

Fig-3: Base Line water Mapping



2.3: MONITORING AND MEASUREMENTS:

Flow measurement devices were installed at all strategic points to calculate the water consumption at in various activities such as supply to the manufacturing units and domestic consumption.

Meter fitted on each tube wells was examined and crossed check for different cycle of running. Data provided by university and measure data is given as **annexure -I and annexure-II** respectively.

Piezometer: A piezometer has installed in premises and working properly. Photograph of the same is given as **fig-4** and data is given in **annexure-III**

2.4: QUANTIFICATION AND IDENTIFICATION OF LEAKS:

Measurement methodology from the intake point of the system through various sub-systems to the ultimate user points were verified periodically for its suitability, efficiency and accuracy. Regular metering was done at the source and discharge point but *no leakage was found in water distribution network.*

2.5: QUANTIFICATION OF WATER QUALITY LOADS, DISCHARGE AND FLOW VARIABILITY:

Water quality of the distribution system is monitor regularly at strategic points to find out the level and nature of contaminants present in the supplied water. The University premises has conducted the water quality test for raw water and reviewed all test reports and found acceptable as the results are in compliance to various standards as required. Analysis report of ground water is given in **annexure -IV**

2.6: RATEGIES FOR WATER TREATMENT AND REUSE OR DIRECT USE:

The unit has two sewerage treatment plant in premises for treating the wastewater. Currently 786 m³ of treated water used in different area of university as shown in Table-2. The process flow diagram of STP is illustrated in **Fig-5**

Table-2: Utilization of treated water

Area	Treated water quantity
Flushing in new University building	100 m ³ /day
Green belt development (Land scaping)	235 m ³ /day
Road cleaning	451m ³ day

Fig-4: Piezometers

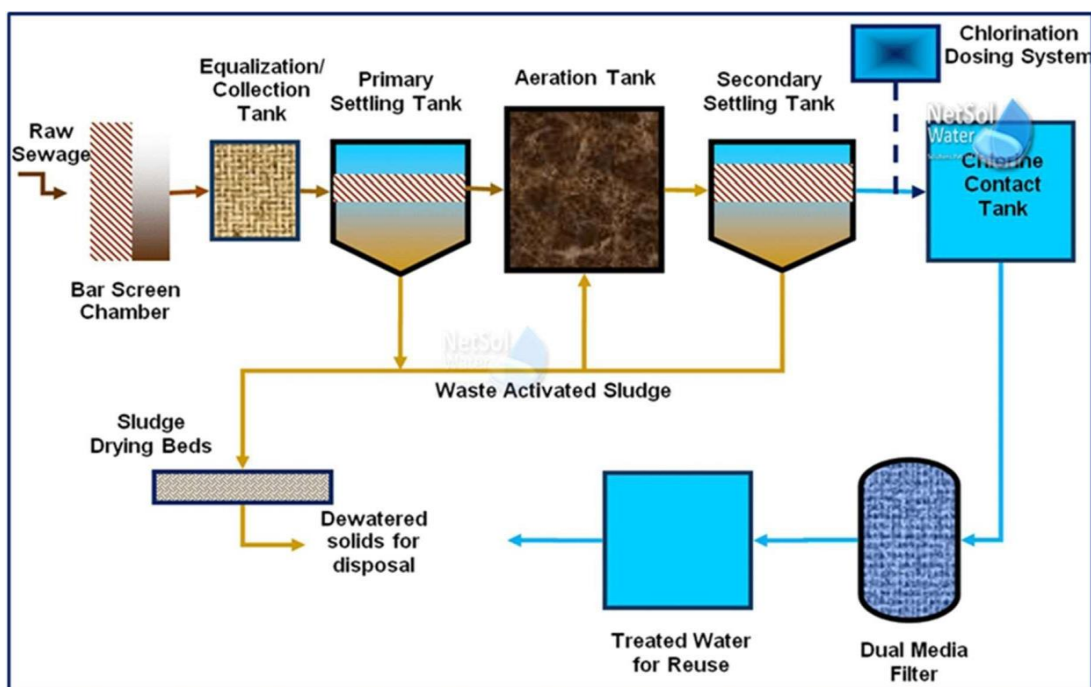


PZ-1



PZ-2

Fig-5 STP Flow Chart

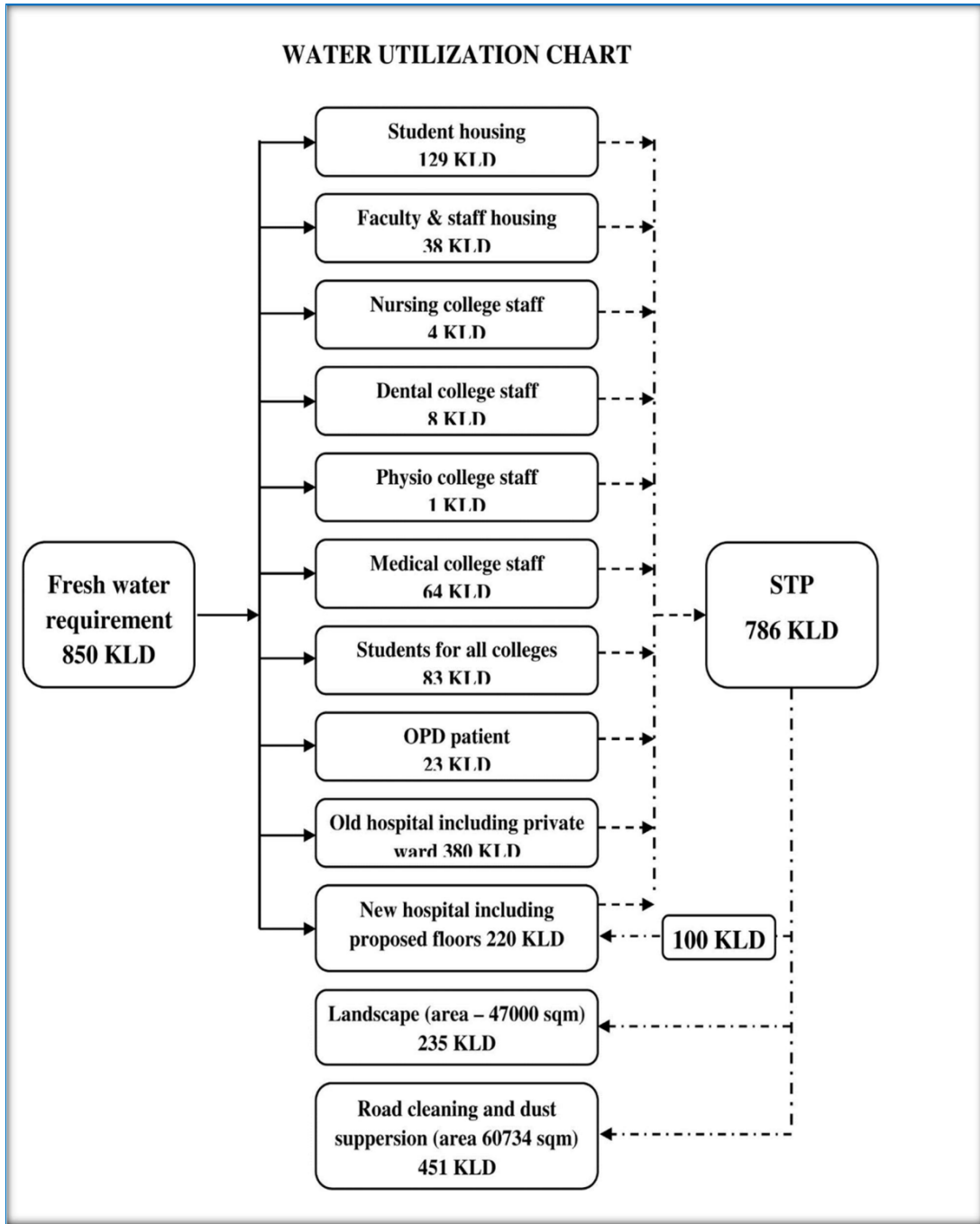


2.7: WATER BALANCE:

The total water requirement in the University premises is 850 m³/day out of which 129 m³/day (fresh water) is used in student hostels. 38 m³/day for faculty and staff, 4 m³/day in nursing college staff, 8 m³/day, Physio college staff 1 m³/day, medical college staff 64 m³/day. Students of all colleges 83 m³/day, OPD patient 23 m³/day, old University including private ward 380 m³/day and new University including proposed floors 220 m³/day.

Monitoring is the most important prerequisite for efficient water management. Thus, in the water supply network, it is necessary to have a robust system of monitoring. During the audit, the available flow meters were identified, and their working conditions were checked. The assessment team has reviewed the water supply and consumption as well as the losses in the water distribution network at university premises. The water balance diagram of the system is given in Fig-6.

Fig-6: Water Balance Flow Chart



2.8:MAPPING OF WATER QUALITY REQUIREMENT AT VARIOUS USE:

For any water body to function adequately in satisfying the desired use, it must have corresponding degree of purity. Drinking water should be of highest purity. As the magnitude of demand for water is fast approaching the available supply, the concept of management of the quality of water is becoming as important as its quantity.

Each water use has specific quality need. Therefore, to set the standard for the desire quality of a water body, it is essential to identify the uses of water in that water body. In India, the Central Pollution Control Board (CPCB) has developed a concept of designated best use. According to this, out of the several uses of water of a particular body, the use which demands highest quality is termed its designated best use. Five designated best uses have been identified. This classification helps the water quality managers and planners to set water quality targets and design suitable restoration programs for various water bodies. Water quality analysis report of tube wells is given in **Annexure-IV**.

CHAPTER-III

METHODOLOGY

The following step by step methodology and approach were adopted while carrying out the Water Audit at University premises. Audit team visited on 23/06/2023 for the field measurement and conducting the audit. The broad methodology adopted for the Water Audit at Mahatma Gandhi University of Medical Sciences and Technology premises is furnished below.

- Preliminary discussions with university premises personnel and observations in all water consuming areas.
- Data collection through discussions, past records, specifications.
- Field studies in each of the areas involving: -Measurement of flow parameters, pressure, power wherever possible using portable instruments such as ultrasonic flowmeter, pressure gauge and power analyzer.
- Identification of water conservation options on short, medium & long terms.
- Preparation, discussion and submission of report to the management.

The study focused on improving water use efficiency and identifying water saving opportunities. The analysis included simple payback calculations where investments are required to be made to implement recommendations, to establish their economic viability.

During the audit, there was continuous interaction between the audit team and facility personnel, to ensure that the suggestions made are realistic, practical and implementable to allow for possible concurrent implementation.

The broad methodology adopted for the Water Audit is furnished below.

3.1: PRE-AUDIT INFORMATION:

- Preliminary literature review of concepts and methodologies related to water audit for utility, facilities and households.
- Walk through the entire premises, water receiving pump stations, premises to understand the nature of water uses and the systems installed in the premises.
- Discussion with the administrative officers, pump operators, STP staff, housekeeping and kitchen employees on the various water uses during the day and the source of water.

3.2: BASE-LINING AND BENCHMARKING:

The water audit for Mahatma Gandhi University of Medical Sciences and Technology included both primary and secondary data collection for various identified water uses. Primary data collection included the following components:

- Development of questionnaire format for individual water use, gardening etc.
- Sample survey of premises office staff to estimate individual water consumption on sanitary and drinking purposes based on questionnaire format.
- Flow rate calculation from the taps flow rates and number of all water using fixtures/ equipment was also undertaken.
- Secondary data collection included compilation of number of staff along with their duration of stay.
- Collecting records of water pumped to the overhead and underground tanks and average running hours of all pumps etc. to estimate actual supply.

3.3: CONDUCTING A WATER AUDIT AT THE UNIVERSITY PREMISES LEVEL:

- The data collection and processing for personal water use including drinking, supply to the lunch rooms, office buildings, administrative building, etc. was done on the basis of actual consumption.
- As part of the survey, waste water supply to irrigation and horticulture was also carried out.
- The data for all the above uses was calculated for varying time period for Mahatma Gandhi University of Medical Sciences and Technology to calculate per capita use.

CHAPTER- IV

ASSESSMENT OF PRESENT WATER USAGE

4.1. : WATER CONSUMPTION TRENDS

The total water requirement in the University premises is 850 m³/day out of which 129 m³/day (fresh water) is used in student hostels. 38 m³/day for faculty and staff, 4 m³/day in nursing college staff, 8 m³/day, Physio college staff 1m³/day, medical college staff 64 m³/day. Students of all colleges 83 m³/day, OPD patient 23 m³/day, old University including privet ward 380 m³/day and new University including proposed floors 220 m³/day. Around 786 m³/day water treated from STP from which 100 m³/day again used in flushing in new University building, 235 m³ for land scaping and 451 m³ /day used in road cleaning and dust suspension.

Thus, net fresh groundwater requirement for various uses within the premises is 850 i.e., 310250 m³/annum considering 365 days. The source of water to the University premises is Ground Water supplied from eight tube wells. Groundwater after extraction is supplied to various areas through collection tanks. Average water consumption pattern for the year 2022 and 2023 (Up to June) is given in **Table-2 (a)**, **Table -2 (b)** with Bar diagram as **fig-7(a)** and **7 (b)**

Table-2(a): Monthly water Extraction (Jan-2022 to December 2022)

Month	Extraction of water in m ³
Jan-22	18270
Feb-22	16175
Mar-22	16731
Apr-22	17558
May-22	15236
Jun-22	15902
Jul-22	15793
Aug-22	16482
Sep-22	17139
Oct-22	17860
Nov-22	17793
Dec-22	17937
Monthly Average	16906
Yearly Total	202876

Analysis of these data shows that daily average extraction of ground water by the University from Jan 2022 to December 2022 was 556 m³/day only.

Fig-7(a)

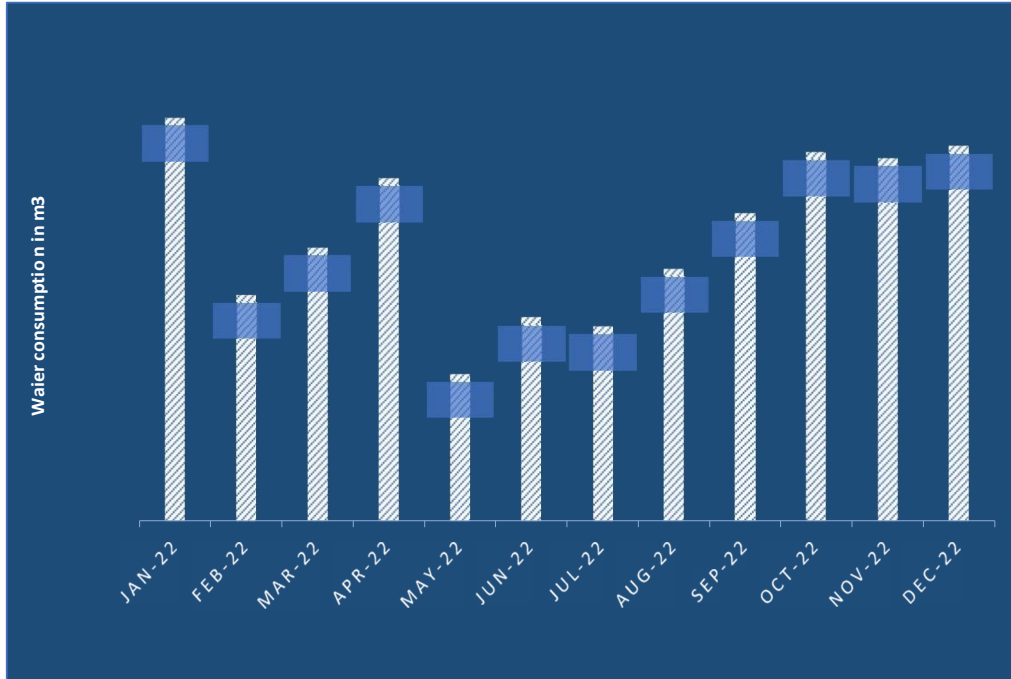
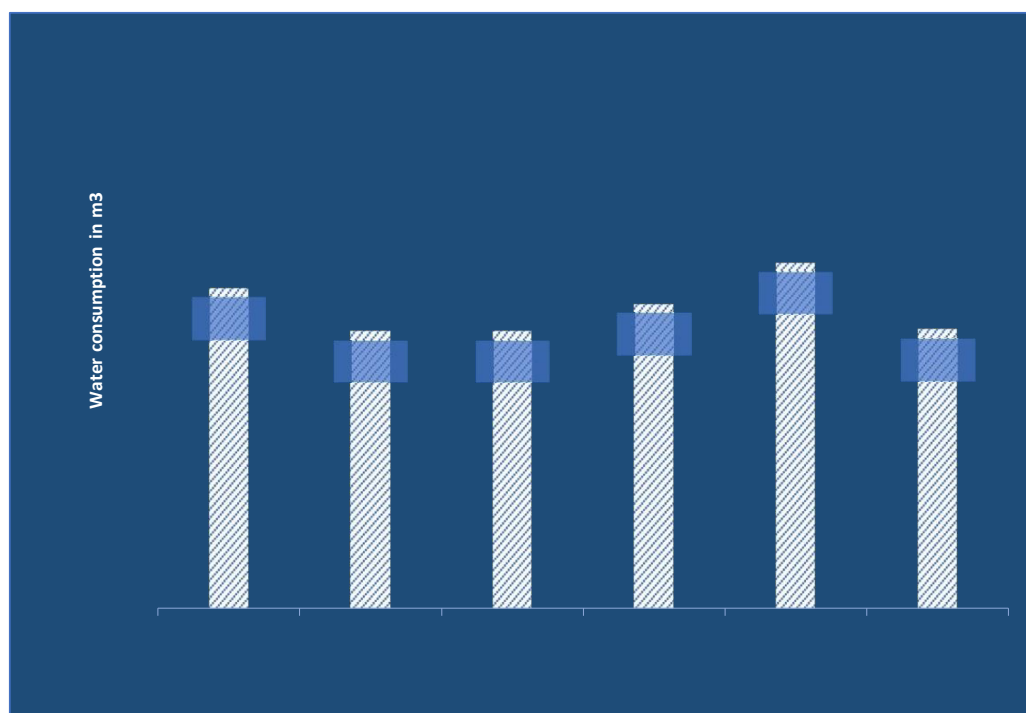


Table-2(b): Monthly water Extraction (Jan-2023 to Jun2023)

Month	Extraction of water in m ³
Jan-23	17890
Feb-23	15499
Mar-23	15499
Apr-23	17001
May-23	19271
Jun-23	15572
Total	100732
Average per day	553.45

Analysis of these data shows that daily average extraction of ground water by the University from Jan 2023 to Jun 2023 was 553.45 m³/day.

Fig-7(b)



4.2. : WATER SOURCES


The main source of freshwater for the University premises is 8 borewells. The depth of the Borewells is 150 to 170 m. The TDS of borewell water ranging from 1800 to 2200 mg/lit. The University premises abstracts about 850 m³/day of groundwater. The groundwater from borewell first collected in storage tank then supplied to different areas.

There are 8 no. of borewells are located in the different areas of the University premises. The yield is very from 2 m³/hr to 4.5 m³/hr. All the tube wells having 7.5 HP capacity of pump. The measurements done by audit team using ultrasonic flow meters is provided in annexures. The operation of the borewells is controlled based on the level of the overhead tanks connected to the discharge of borewells. At present, digital meters have been installed at the borewells. The detail of borewells is shown below as **Table No 3**. Photographs of the tube wells as shown in **Fig-8**.


Table 3: Details of borewell

Location	Depth (m)	Type of Pump	Pump Capacity (HP)	Yield
Bore well no. 1	150	Submersible	7.5	4.5
Bore well no. 2	150	Submersible	7.5	4.5
Bore well no. 3	170	Submersible	7.5	6
Bore well no. 4	170	Submersible	7.5	2
Bore well no. 5	170	Submersible	7.5	2
Bore well no. 6	160	Submersible	7.5	8
Bore well no. 7	170	Submersible	7.5	2
Bore well no. 8	170	Submersible	7.5	4.5

Fig-7: Geotag photographs of Tube well



Tw-1



Tw-2



Tw-3



TW-4



Tw-5



Tw-6



Tw-7



Tw-8

4.3. : WATER METERING SYSTEM:

There are 8 water meters in the University premises. Some of the meters are digital and some are mechanical. The meter readings are recorded regularly. The details of meters are mentioned in the Table 4 below.

Table 4: Location of Identified Water Meters

S. No.	Meter Location / Name	Type of meter	Regularly recorded (Yes/No)
1	Tubewell-1	Digital	Yes
2	Tubewell-2	Digital	Yes
3	Tubewell-3	Digital	Yes
4	Tubewell-4	Digital	Yes
5	Tubewell-5	Digital	Yes
6	Tubewell-6	Digital	Yes
7	Tubewell-7	Digital	Yes
8	Tubewell-8	Digital	Yes
9	Inlet of STP-I	Digital	Yes
9	Out let of STP-I	Digital	Yes
10	Inlet of STP-II	Digital	Yes
11	Out let of STP-II	Digital	Yes

CHAPTER-V

WATER TREATMENT PRACTICES

The University has installed the following water and wastewater treatment systems for treating waste water:

- RO plant -01 Numbers
- Sewerage treatment plant (STP) 02Number

5.1: RO PLANT FOR DRINKING WATER:

The University has installed 03 numbers of RO plant. Two plants having capacity of 01 m³/Hour and another one is having 1.2 m³/hour capacity for drinking water. The reject during regeneration is drained to STP Photographs of the RO System is shown in **Fig- 8**

Fig-8: Photographs of RO Plant



5.2: WASTE WATER TREATMENT & RECYCLING PRACTICES:

Recycling of process water, reuse of treated wastewater and rainwater harvesting are the important measures of reducing/saving groundwater and conservation on the premises.

Mahatma Gandhi University of Medical Sciences and Technology has two STP. The STP design capacity is of 400 m³/day whereas, the average peak load never exceeds beyond 395 m³/ day which is within the available treatment capacity. Processes of sewerage treatment in university premises is as under:

Screening and Pumping:

The incoming wastewater passes through screening equipment where objects such as rags, wood fragments, plastics, and grease are removed. The material removed is washed and pressed and disposed of in a landfill. The screened wastewater is then pumped to the next step: grit removal.

Grit Removal:

In this step, heavy but fine material such as sand and gravel removed from the wastewater. This material is also disposed of in a landfill.

Primary Settling:

The material, which will settle, but at a slower rate than step two, is taken out using large circular tanks called clarifiers. The settled material, called primary sludge, is pumped off the bottom and the wastewater exit the tank from the top.

Aeration / Activated Sludge:

In this step, the wastewater receives most of its treatment. Through biological degradation, the pollutants are consumed by microorganisms and transformed into cell tissue, water, and nitrogen.

Secondary Settling:

Large circular tanks called secondary clarifiers allow the treated wastewater to separate from the biology from the aeration tanks at this step, yielding an effluent, which is now over 90% treated. The biology (activated sludge) is continuously pumped from the bottom of the clarifiers and returned to the aeration tank.

Filtration:

The clarified effluent is polished in this step by filtration media. The material captured on the surface of the disc filters is periodically backwashed and returned to the head of the plant for treatment.

Disinfection:

To assure the treated wastewater is virtually free of bacteria, Chlorine disinfection is used after the filtration step.

Sludge Treatment:

The sludge which settles down at the bottom of secondary clarifier is partially recirculated to the aeration tank and partially sent to the sludge tank. The re-circulated sludge in the aeration tank acts as food for bacterial and this process is called activated sludge process. capacity of each STP is 400 m³/day where 'as average waste water uses is around 786 m³/day.

Photograph of STP and flow meter on outlet is given in **Fig-9**.

Fig-9: STP Plant-1



STP-2



CHAPTER-VI

DATA ANALYSIS AND RESULTS

6.1: WATER CONSUMPTIVE UNITS AND WASTEWATER MAPPING

6.1.1 WATER DEEMAND AND CONSUMPTION PATTERN:

The water consumption pattern shows that out of total fresh water (**850 m³/day**) about 488.14 m³ (57%) is consumed for domestic use and 319 m³ of fresh water i.e., 37.52 % (fresh water) is used in flushing. and green belt development. There is total. 786 m³ of treated water available from which 100 m³ used for flushing in new University building around 235 m³ using for greenbelt and around 450 m³ of treated water used in road cleaning and dust suppression.

The major water utilization areas are mentioned below in **Table-5**.

Table 5: Water Utilization Scenario at MGUMST

Description	Total water Consumption						
	LPD Domestic	LPD Flushing	Total LPD	Population	Domestic	Flushing	Total
Student Housing	60	30	90	1523	91380	45690	137070
Faculty and Staff Housing	60	30	90	420	25200	12600	37800
Nursing College staff	30	15	45	95	2850	1425	4275
Dental college staff	30	15	45	183	5490	2745	8235
Physio therapy college staff	30	15	45	27	810	405	1215
Medical college staff	30	15	45	1407	42210	21105	63315
Student for all colleges	30	15	45	1840	55200	27600	82800
OPD Patient	10	5	15	1500	15000	7500	22500
Bed in old University including private ward	2510	200	450	1000	250000	200000	450000
Beds in new University including proposed floors	250	200	450	500	125000	100000	225000
Landscape area				47000 Sqm			235000
Road cleaning and dust suppression				60734.25 Sqm			450648.135
Total demand				7995	488140 lit = 488.14 m³	319070 lit = 319 m³	1717858 lit = 1717.85 m³

6.1.2 WASTEWATER GENERATION AND MAPPING:

The total wastewater generation in the University premises is in the tune of 786 m³/day, which is generated from domestic uses.

6.1.3 FINDINGS:

- As per water balance flow chart total water requirement in the University premises is 850 m³/day.
- The main source of freshwater for the University premises is 8 borewells. The depth of the Borewells is 150 to 170 m
- Around 786 m³ of water treated by two STP having 400 m³/day capacity each, out of total 786 m³ of treated water 235 m³/day is used in landscaping ,451m³/day in road cleaning and dust suppression.
- Around 100 m³/day for flushing in new University building.
- It is analysed that daily average extraction of ground water by the University from Jan 2022 to December 2022 was 556 m³/day only.
- Average daily fresh water consumption from Jan 2023 to Jun 2023 was 553.45 m³/day.
- University has 08 tube wells, there are 7.5 HP pump in each tube wells.
- Water extraction data analysed and concluded that extraction quantity is below the limit as per NOC. Sometimes water have to purchase from other sources.
- Water pumped by well first collected in tanks and distributed from here for further domestic uses by different lines.
- Digital Water meter is installed on all tube wells readings are recorded properly.
- Effluent water first collected in collection tank at STP and then send for further treatment.

6.1.4 RECOMMENDATIONS:

- Water meter should be installed on inlet and outlet of the all-RO systems.
- Few borewells are feeding water to overhead tanks, in this way water flow reached in overhead tank get so slow due to head losses. Water from all the borewells first collected in underground tank then lift up to overhead tank through high efficiency suitable pump with auto on off system to save unnecessary energy consumption.
- There are five rainwater harvesting pit has been seen during the visit in which runoff of roof top area with surface runoff of sounding area is harvested, it should be cleaned and modify with runoff area. It is batter that in these rain water harvesting structures only roof top runoff water should be harvested. For road paved and open area separate structures should be made in low lying area like shallow ponds or tanks.
- Fixing one rubber washer of ID 04 mm at the output of water taps in washrooms and in all existing water taps to reduce water flow. This modification will result in 50% water saving in taps.
- In toilets fresh groundwater is used for flushing and about 15 litres per flush. To reduce the flushing water per flush, it is suggested to install scientifically designed easy to install 'Tank- Bank' in the existing flush tanks with 'Dual Flush Cisterns'. This will save about 60% of flush water in toilets.

CHAPTER-VII

WATER CONSERVATION OPPORTUNITIES

7.1: WATER SAVINGS IN THE BUILDINGS FOR DOMESTIC USE

DOMESTIC WATER USES:

The University premises uses about 214 m³/day of fresh water as domestic water. From the total flow, this filtered fresh water is also consumed in canteen and is used directly as for domestic activities like drinking, handwashing, bathing in the University premises. canteen water is used in dish washing with minor consumption in food preparation.

It is observed that the groundwater is a marginal in quality and is used in all area of the University premises for domestic activities and for drinking purpose through RO system.

During the audit, a detailed building survey including hostels was conducted to representatively measure the flow rates of the fixtures, inspection of flushes and analyzing the water use practices of officials. The average flow rates of the taps in various buildings are given in **Table -6**.

Table 6: Water Flow rate Measurements from representative Taps.

Identification	LPM	Remarks
Water Taps- 980 nos	6	High flow
Urinal with Flush - 800 nos	4	High flow
Bathroom taps- 960nos	6	High flow
Toilets with flush -546 nos	15	Extremely high flow

To optimize water, use in the buildings for domestic purpose, the following observations and suggestions are made based on the water audit:

OPTIMISE WATER FLOW IN HANDWASHING AND OTHER TAPS:

- Water flow rates in hand washing taps vary around 6 lpm. Fixing one rubber washer of ID 04 mm at the output of water tap in wash basin and in washroom in existing water taps to reduce water flow. This modification will result in 50% water saving in taps

- Flush tank capacities are about 15 litres/flush – Use tank bank in existing flush tanks to reduce 5-6 litres water per flush or install water efficient cistern/flush tank with capacity 3/6 liters per flush.

RECOMMENDATIONS:

- It is suggested to install following water efficient fixtures in the buildings to save domestic water consumption. Overall, more than 50% domestic water consumption will be reduced by installing and maintaining suggested fixtures:
- Fixing one rubber washer of ID 04 mm at the output of inlet water tap (below washbasin) in washroom in existing inlet water taps to reduce water flow. This modification will result in 50% water saving in taps
- Retrofit high flowrate handwashing taps with ‘aerators and flow restrictors’ so as to have 3- 4 lpm flow rate in hand washing taps in the buildings.
- Install ‘Tank Bank (For Flush Tanks)’ or install with Water efficient flushes with dual
- In toilets fresh groundwater is used for flushing and about 15 litres of freshwater flushed per flush. To reduce the flushing water per flush, it is suggested to install scientifically designed easy to install ‘Tank-Bank’ in the existing flush tanks. By just placing tank bank in the flush tank, we displace and save water equal to the space occupied by the tank bank for every flush with 'Dual Flush Cisterns'. This will save about 50% of flush water in toilets. The, existing 15 litres tanks should be replaced with 'Dual Flush Cisterns'.

Total 277740 m³ of water can be saved yearly which is around 9% of total ground water extraction as per water conservation Opportunities and Implementation Plan Table-9.

Fig-10

Tank Bank (For Flush Tanks)



Dual flush Cistern 3-6 litres



Suggested water efficient fixtures and approximate estimated investment is given in Table-7.

Table 7: Suggested Water Efficient Fixtures and Estimated Investment.

Water consuming equipment	Scheme/ Options	Cost (Rs/Piece)	Water Consumption by existing flushes / taps)	Water Consumption by water efficient fixture (litre/flush)	Estimated freshwater saving (%)	Estimated No. of fixture replacements / retrofits	Estimated Expenditure (Rs)
Handwashing and other Taps	Fixing one rubber washer of ID 04mm at the inlet of water tap (below washbasin)	50	6 lpm	3 lpm	50%	2740	137000
Toilet Flushes	Install 'Dual Flush Cisterns' in place of existing Flush Tanks	5000	15 litre per flush	7.5	50%	546	2730000
Total investment (Rs)							2867000

7.2: : RAIN WATER HARVESTING:

The rainwater harvesting structures have already been implemented in the project premises as per CGWA guideline. The locations of existing structures are shown in Figure - 4.

Following catchment areas are considered to recharge groundwater in project premises:

7.1.1 Rooftop rainwater harvesting in project premises:

Rooftop area of various is 36880 m² which would account for total recharge to ground water to the tune of 17968 m³/annum at an average annual rainfall of 609 mm.

$$36880 \times 0.80 \times 0.609 = 17968 \text{ m}^3/\text{annum}$$

7.1.2 Road storm water harvesting:

The roadside/paved area rainwater harvesting structures would add rainwater to ground water regime of the order of 25891 m³/annum from 60734 m² area of roads/paved area considering 0.70 m as paved area catchment factor and 0.609 m as annual rainfall.

$$60734 \times 0.70 \times 0.609 = 25891 \text{ m}^3/\text{annum}$$

7.1.3 : Recharge through unpaved open area:

As 47000 m² area of unpaved open area. Average rainfall is 0.609 m/annum, the runoff generated is 28623 m³/annum. Recharge through unpaved area is considered as 15%, total addition to ground water from unpaved open area is:

$$28623 \times 0.15 = 4293 \text{ m}^3/\text{annum}$$

Table - 8: Runoff Available for Recharge.

S No	Land use type	Approx. Area (m ²)	Co-efficient of runoff	ainfall (m)	Available runoff (m ³)
1	Rooftop area	36880	0.80	0.609	17968
2	Road/paved area	60734	0.70	0.609	25891
3	Green/open area	47000	0.15	0.609	4293
Total					48152

7.1.4 Total recharge potential:

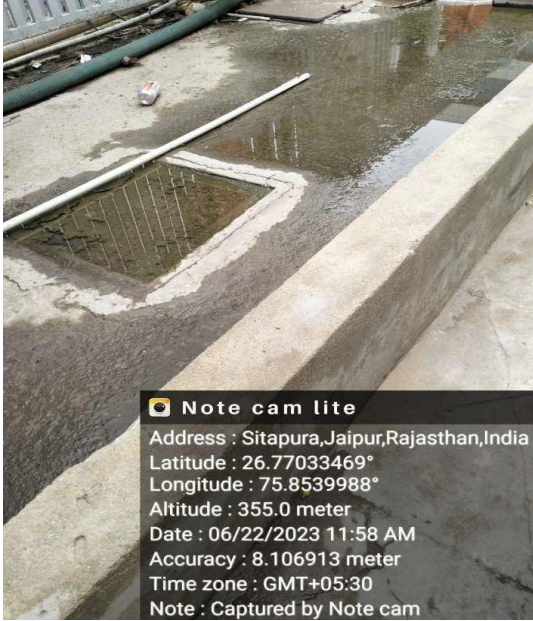
On completion of Rainwater Harvesting, open area storm water harvesting & other recharge factors, recharge potential in & around project premises is as under:

1. Rooftop Rainwater harvesting in the project premises	= 17968 m ³ /annum
2. Road storm water harvesting in the project premises	= 25891 m ³ /annum
3. Recharge due to unpaved area in the project premises	= 4293 m ³ /annum
Total	= 48,152 m³/annum

Total recharge potential is 48,152 m³/annum as per CGWA norms which would help in improving groundwater regime due to recharge. The locations of existing structures are shown in Figure - 4. The photographs of all the installed rainwater harvesting structures in the project premises are shown as **Fig-11.**

Fig-11: RWH Structures

RWH-1



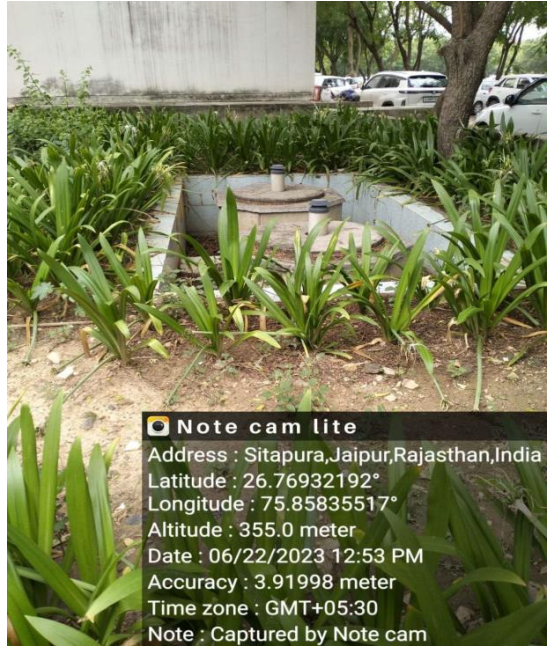
RWH-2



RWH-1



RWH-2



RWH-5



CHAPTER -VIII

IMPLEMENTATION PLAN

The summary of, recommendations and implementation plan for water savings is briefed in below

Table-9

Table 9: Summary of water conservation Opportunities and Implementation Plan.

S. No.	Key Observations	Recommendations	Annual water savings m ³	Estimated Time Frame for Implementation
01	Inefficient water fixtures(washer of ID 04 mm) at many locations leading to water wastages	Flow restrictors in the existing hand washing and others tapes around 50 % of fresh water will be saved	9280 m ³ (Approx.)	One year
02	Flushing System in toilets	Replacement of single flush cisterns with dual flush cisterns. Around 50 % of fresh water will be saved	23199 m ³ (Approx)	One year
03	Total		32479 m ³ (Approx)	

Hence total 32479 m³ of water can be saved yearly which is around 10.46% of total ground water extraction.

ANNEXURE-I

Water Consumption Data provided by University (Jan 2022 to Dec,2022)

Well		Monthly consumption (KL)												Total annual (KL)
		Jan-22	Feb-22	Mar-22	Apr-22	May-22	Jun-22	Jul-22	Aug-22	Sep-22	Oct-22	Nov-22	Dec-22	
TW-1	Meter start reading	9432	10993	12112	13465	14771	16098	17405	18711	20037	21366	22713	23987	
	Meter end reading	10993	12112	13465	14771	16098	17405	18711	20037	21366	22713	23987	25280	
	Consumption (m3)	1561	1119	1353	1306	1327	1307	1306	1326	1329	1347	1274	1293	15848
TW-2	Meter start reading	4437	6461	8312	10513	12440	14262	15908	17552	19311	21166	23187	25239	
	Meter end reading	6461	8312	10513	12440	14262	15908	17552	19311	21166	23187	25239	27361	
	Consumption (m3)	2024	1851	2201	1927	1822	1646	1644	1759	1855	2021	2052	2122	22924
TW-3	Meter start reading	22178	28276	32969	37791	43013	45521	49419	54146	59245	64490	70097	75508	
	Meter end reading	28276	32969	37791	43013	45521	49419	54146	59245	64490	70097	75508	80840	
	Consumption (m3)	6098	4693	4822	5222	2508	3898	4727	5099	5245	5607	5411	5332	58662
TW-4	Meter start reading	6464	7677	8822	9844	11128	12454	13709	15080	16333	17556	18932	20321	
	Meter end reading	7677	8822	9844	11128	12454	13709	15080	16333	17556	18932	20321	21468	
	Consumption (m3)	1213	1145	1022	1284	1326	1255	1371	1253	1223	1376	1389	1147	15004
TW-5	Meter start reading	6698	8413	10028	11868	13651	15456	17209	18710	20457	22328	24054	25976	
	Meter end reading	8413	10028	11868	13651	15456	17209	18710	20457	22328	24054	25976	27836	
	Consumption (m3)	1715	1615	1840	1783	1805	1753	1501	1747	1871	1726	1922	1860	21138
TW-6	Meter start reading	6253	9157	12061	14683	17788	21177	24060	26850	29664	32632	35865	39149	
	Meter end reading	9157	12061	14683	17788	21177	24060	26850	29664	32632	35865	39149	42344	
	Consumption (m3)	2904	2904	2622	3105	3389	2883	2790	2814	2968	3233	3284	3195	36091
TW-7	Meter start reading	5257	7097	8880	10495	12300	14015	15768	17058	18559	20209	22049	23832	
	Meter end reading	7097	8880	10495	12300	14015	15768	17058	18559	20209	22049	23832	25447	
	Consumption (m3)	1840	1783	1615	1805	1715	1753	1290	1501	1650	1840	1783	1615	20190
TW-8	Meter start reading	3883	4798	5863	7119	8245	9589	10996	12160	13143	14141	14851	15529	
	Meter end reading	4798	5863	7119	8245	9589	10996	12160	13143	14141	14851	15529	16902	
	Consumption (m³)	915	1065	1256	1126	1344	1407	1164	983	998	710	678	1373	13019
		18270	16175	16731	17558	15236	15902	15793	16482	17139	17860	17793	17937	202876

Water Consumption Data provided by University (Jan-2023 to June-2023)

Well		Monthly consumption (KL)						Total annual (KL)
		Jan-23	Feb-23	Mar-23	Apr-23	May-23	Jun-23	
TW-1	Meter start reading	25280	26649	27909	29262	30569	31633	
	Meter end reading	26649	27909	29262	30569	31633	32866	
	Consumption (m3)	1369	1260	1353	1307	1064	1233	7586
TW-2	Meter start reading	27361	29475	Under maintenance	29680	30265	32716	
	Meter end reading	29475	29680		30265	32716	34527	
	Consumption (m3)	2114	205	0	585	2451	1811	7166
TW-3	Meter start reading	80840	86178	91042	95502	100462	105167	
	Meter end reading	86178	91042	95502	100462	105167	107994	
	Consumption (m3)	5338	4864	4460	4960	4705	2827	27154
TW-4	Meter start reading	184	1265	2280	3340	4205	5351	
	Meter end reading	1265	2280	3340	4205	5351	6468	
	Consumption (m3)	1081	1015	1060	865	1146	1117	6284
TW-5	Meter start reading	163	1274	2319	3540	4659	5733	
	Meter end reading	1274	2319	3540	4659	5733	6646	
	Consumption (m3)	1111	1045	1221	1119	1074	913	6483
TW-6	Meter start reading	691	4575	8051	12519	16769	20849	
	Meter end reading	4575	8051	12519	16769	20849	24956	
	Consumption (m3)	3884	3476	4468	4250	4080	4107	24265
TW-7	Meter start reading	25447	27314	49	2876	5948	9514	
	Meter end reading	27314	29663	2876	5948	9514	12633	
	Consumption (m3)	1867	2349	2827	3072	3566	3119	16800
TW-8	Meter start reading	16902	18028	19313	20230	21073	33	
	Meter end reading	18028	19313	20230	21073	22258	478	
	Consumption (m3)	1126	1285	917	843	1185	445	5801
Total		17890	15499	15499	17001	19271	15572	100732

STP Data STP-I

S.N.	Month	Total water Treated in m³	Per day Average in m³
1	Jan 2023	6098	203
2	Feb	5114	170
3	March	7056	235
4	April	6096	203
5	May	5539	184
6	Jun	6025	200

STP-II

S.N.	Month	Total water Treated in m³	Per day Average in m³
1	Jan 2023	5901	196
2	Feb	4859	284
3	March	6845	210
4	April	5867	229
5	May	5329	209
6	Jun	5732	191

ANNEXURE-II

Measured data

Location	Depth (m)	Type of Pump	Pump Capacity (HP)	Yield
Bore well no. 1	150	Submersible	7.5	4.5
Bore well no. 2	150	Submersible	7.5	4.5
Bore well no. 3	170	Submersible	7.5	6
Bore well no. 4	170	Submersible	7.5	2
Bore well no. 5	170	Submersible	7.5	2
Bore well no. 6	160	Submersible	7.5	8
Bore well no. 7	170	Submersible	7.5	2
Bore well no. 8	170	Submersible	7.5	4.5

ANNEXURE-III

Piezometer data
Average monthly water level
Monthly groundwater level data (2022)

S. No.	Month	Water level (mbgl)	
		PZ-I	PZ-2
1	January	33.35	28.35
2	February	32.28	29.35
3	March	33.46	28.28
4	April	33.36	29.46
5	May	33.70	29.36
6	June	33.90	29.71
7	July	32.95	28.90
8	August	32.25	28.95
9	September	32.50	28.25
10	October	32.35	28.52
11	November	32.48	28.45
12	December	32.52	28.8

ANNEXURE-IV

Water Quality report

Bore well near Dental college



KADAM ENVIRONMENTAL CONSULTANTS
An ISO 9001-2015 Certified Company (MoEF Approved)
871/B/3, Near Himalaya Machinery, GIDC Makarpura, Vadodara-10.
Phone : (O) 0265 - 6131000, 6131001



ENVIRONMENTAL MONITORING REPORT

LABORATORY TEST REPORT – WATER

REPORT NO.: MAY23/221/07 (ULR- TC709923000012138F)

SAMPLE DETAILS

1.	Name & Address of Client: Mahatma Gandhi University of Medical Science & Technology RIICO Institutional Area, Sitapura, Tonk Road, Jaipur-302022, Rajasthan.	3.	Client Representative: Mr. Mukesh Khandelwal
2.	Sample ID: 2150828115 – 221MY23GW01	4.	Sample Date: 22.05.2023
5.	Sample Collected By: Mr. Ratan Rai	6.	Analysis commenced on: 07.06.2023
7.	Analysis Completed on: 15.06.2023	8.	Reporting Date: 19.06.2023
9.	Discipline: Chemical	10.	Packing Condition & Quantity: Sealed ✓
11.	Group: Water	12.	Sampling Location: Dental College (MGU)
13.	Product: Ground Water	14.	Sampling Method: IS:3025 (Part 1)-1987
15.	Sample Received Date: 07.06.2023		

TEST RESULTS

S. No.	Parameters	Unit (SI)	Results	IS 10500 : 2012 Standard Limits for Drinking Water		Method Used
				Acceptable Limits	Permissible Limits	
1.	pH		7.52	6.5-8.5	NR	APHA 23 rd Edition 4500-H ⁺ B
2.	Temperature	°C	26.5	NS	NS	APHA 23 rd Edition 2550- B
3.	Turbidity	NTU	<0.1	1	5	APHA 23 rd Edition 2130- B
4.	Total Dissolved Solids	mg/L	1968	500	2000	PHA 23 rd Edition 2540 C
5.	Conductivity	µmhos/cm	3260	NS	NS	APHA: 23 rd Edition 2510 B
6.	COD	mg/L	<5	NS	NS	APHA 23 rd Edition 5220 B
7.	BOD	mg/L	<2	NS	NS	IS 3025 (Part 44) : 1993
8.	Ammonical Nitrogen	mg/L	<0.05	NS	NS	IS 3025 (PP 34): 1988
9.	Phenolic Compound	mg/L	<0.001	0.001	0.002	APHA 23 rd Edition 5530 D
10.	Chlorides	mg/L	754	250	1000	APHA 23 rd Edition 4500 Cl- B
11.	Sulphates	mg/L	243	200	400	APHA 23 rd Edition 4500 SO ⁴ E
12.	SAR		8.06	NS	NS	LAB-SOP-138
13.	Total Hardness	mg/L	350	200	600	APHA 23 rd Edition 2340 C
14.	Calcium Hardness	mg/L	198	NS	NS	APHA 23 rd Edition 3500 - Ca B
15.	Magnesium Hardness	mg/L	152	NS	NS	APHA 23 rd Edition 3500 - Mg B
16.	Alkalinity	mg/L	80	200	600	APHA 23 rd Edition 2320 B
17.	Nitrate	mg/L	7.39	45	NR	IS 3025 (Part 34) (i): 1988
18.	Fluoride	mg/L	<0.05	1	1.5	APHA 23 rd Edition 4500 F-D
19.	Sodium	mg/L	348	NS	NS	APHA 23 rd Edition 3500 - Na B
20.	Potassium	mg/L	32	NS	NS	APHA 23 rd Edition 3500 - K B
21.	Calcium	mg/L	79.36	75	200	APHA 23 rd Edition 3500 - Ca B
22.	Magnesium	mg/L	36.94	30	100	APHA 23 rd Edition 3500 - Mg B
23.	Total Phosphorous	mg/L	<0.02	NS	NS	APHA 23 rd Edition 4500 P-C
24.	DO	mg/L	3.1	NS	NS	APHA 23 rd Edition 4500 - O C
25.	Heavy Metals					
a.	Arsenic	mg/L	<0.01	0.01	0.05	APHA 23 rd Edition 3500 As - B
b.	Cadmium	mg/L	<0.003	0.003	NR	APHA 23 rd Edition 3111 B
c.	Chromium	mg/L	<0.02	0.05	NR	APHA 23 rd Edition 3500 Cr - B
d.	Copper	mg/L	<0.03	0.05	1.5	APHA 23 rd Edition 3111 B
e.	Iron	mg/L	<0.05	0.3	NR	APHA 23 rd Edition 3111 B
f.	Lead	mg/L	<0.01	0.01	NR	APHA 23 rd Edition 3111 B
g.	Mercury	mg/L	<0.001	0.001	NR	APHA 23 rd Edition 3112-B
h.	Manganese	mg/L	<0.02	0.1	0.3	APHA 23 rd Edition 3111 B
i.	Nickel	mg/L	<0.02	0.02	NR	APHA 23 rd Edition 3111 B
j.	Zinc	mg/L	<0.03	5	15	APHA 23 rd Edition 3111 B

Remark :

Authorised By :

Name : Sapana Amin

Designation: Lab Incharge

- NOTE :
- 1) Reports may be reproduced, if required, but only in full and only with written approval of the laboratory.
 - 2) Re analysis of sample will be done, if requested within 15 days from the date of Reporting of sample if the samples are not consumed during analysis.
 - 3) The results reported above relate to the sample identified under Sample Details.

-----END OF REPORT-----

TEST REPORT FORMAT - WATER		
DOC. NO.: LAB-FMT-055	Issue No.: 02	Revision No.: 04
Effective Date: 01.03.2021	Issue Date: 01-01-2015	Revision Date: 01.03.2021

KADAM ENVIRONMENTAL CONSULTANTS
An ISO 9001-2015 Certified Company (MoEF Approved)

871/B/3, Near Himalaya Machinery, GIDC Makarpura, Vadodara-10.
Phone : (O) 0265 - 6131000, 6131001



ENVIRONMENTAL MONITORING REPORT

LABORATORY TEST REPORT – WATER

REPORT NO.: MAY23/221/09

SAMPLE DETAILS

1.	Name & Address of Client: Mahatma Gandhi University of Medical Science & Technology RIICO Institutional Area, Sitapura, Tonk Road, Jaipur 302022, Rajasthan.		
2.	Sample ID: 2150828115 – 221MY23GW01	3.	Client Representative: Mr. Mukesh Khandelwal
4.	Sample Date: 22.05.2023	5.	Sample Collected By: Mr. Ratan Rai
6.	Analysis commenced on: 07.06.2023	9.	Analysis Completed on: 15.06.2023
8.	Reporting Date: 19.06.2023	9.	Discipline: Chemical
10.	Packing Condition & Quantity: Sealed ✓	11.	Group : Water
12.	Sampling Location: Dental College (MGU)	13.	Product: Ground Water
14.	Sampling Method: IS:3025 (Part 1)-1987	15.	Sample Received Date: 07.06.2023

TEST RESULTS

S. No.	Parameters	Unit (SI)	Results	IS 10500 : 2012 Standard Limits for Drinking Water		Method Used
				Acceptable Limits	Permissible Limits	
1.	Salinity	mg/L	: 1359.39	NS	NS	APHA 23rd Edition 4500 Cl- B
2.	Total Nitrogen	mg/L	: 1.75	0.5	NR	IS 3025 (PP34)
3.	Heavy Metals					
a.	Cyanide	mg/L	: <0.03	0.05	NR	APHA: 23 rd Edition 4500 CN E

Remark :

Authorised By - 

Name : Sapana Amin

Designation: Lab Incharge

- NOTE :
- 1) Reports may be reproduced, if required, but only in full and only with written approval of the laboratory.
 - 2) Re analysis of sample will be done, if requested within 15 days from the date of Reporting of sample if the samples are not consumed during analysis.
 - 3) The results reported above relate to the sample identified under Sample Details.

-----END OF REPORT-----

TEST REPORT FORMAT - WATER

DOC. NO.: LAB-FMT-055	Issue No.: 02	Revision No.: 04
Effective Date: 01.03.2021	Issue Date: 01-01-2015	Revision Date: 01.03.2021

Page 1 of 1



KADAM ENVIRONMENTAL CONSULTANTS
An ISO 9001-2015 Certified Company (MoEF Approved)

871/B/3, Near Himalaya Machinery, GIDC Makarpura, Vadodara-10.
Phone : (O) 0265 - 6131000, 6131001



ENVIRONMENTAL MONITORING REPORT

LABORATORY TEST REPORT - MICROBIOLOGY

REPORT NO.: MAY23/221/21(ULR- TC709923000012146F)

SAMPLE DETAILS

1.	Name & Address of Client: Mahatma Gandhi University of Medical Science & Technology RIICO Institutional Area, Sitapura, Tonk Road, Jaipur 302022, Rajasthan.		
2.	Sample ID: 2150828115 – 221MY23GW01	8.	Client Representative: Mr. Mukesh Khandelwal
3.	Sample Date: 07.06.2023	9.	Sample Collected By: Mr. Ratank Rai
4.	Packing Condition & Quantity: Sealed ✓	10.	Discipline: Biological
5.	Analysis commenced on: 12.06.2023	11.	Group: Water
6.	Analysis Completed on: 15.06.2023	12.	Product: Ground Water
7.	Reporting Date: 19.06.2023	13.	Sampling Method: IS 1622
14.	Sampling Location: Dental College (MGU)	15.	Sample Received Date: 12.06.2023

TEST RESULTS

S. No.	Parameters	Results	Unit (SI)	Specification / SPCB Norms / BIS Standards	Method Used
1.	Total Coliform Bacteria	N.D.(<1.8)	MPN/100ml	Shall not be detectable in any 100ml Sample	APHA 23 rd Edition (9221 B, C)
2.	Fecal Coliform Bacteria	N.D.(<1.8)	MPN/ 100ml	N.A	APHA 23 rd Edition(9221 C, E)

Remarks: N.D. – Not Detected.

Authorized by:

Name: Priyanka Kotak

Designation: Microbiologist

- NOTE:**
- 1) Reports may be reproduced, if required, but only in full and only with written approval of the laboratory.
 - 2) Re-sampling may be done, if required, with written approval of the laboratory.
 - 3) The results reported above relate to the sample identified under Sample Details.

-----END OF REPORT-----

TEST REPORT FORMAT- MICROBIOLOGY

DOC. NO.: LAB-FMT-203	Issue No.: 01	Revision No.: 04
Effective Date.: 01.03.2021	Issue Date: 01.04.2019	Revision Date: 01.03.2021

Bore well near DG Room



KADAM ENVIRONMENTAL CONSULTANTS
An ISO 9001-2015 Certified Company (MoEF Approved)

871/B/3, Near Himalaya Machinery, GIDC Makarpura, Vadodara-10.
Phone : (O) 0265 - 6131000, 6131001



TC-7099

ENVIRONMENTAL MONITORING REPORT

LABORATORY TEST REPORT – WATER

REPORT NO.: MAY23/221/08 (ULR- TC709923000012139F)

SAMPLE DETAILS

1.	Name & Address of Client: Mahatma Gandhi University of Medical Science & Technology RIICO Institutional Area, Sitapura, Tonk Road, Jaipur 302022, Rajasthan.		
2.	Sample ID: 2150828115 – 221MY23GW02	3.	Client Representative: Mr. Mukesh Khandelwal
4.	Sample Date: 22.05.2023	5.	Sample Collected By: Mr. Ratan Rai
6.	Analysis commenced on: 07.06.2023	9.	Analysis Completed on: 15.06.2023
8.	Reporting Date: 19.06.2023	9.	Discipline: Chemical
10.	Packing Condition & Quantity: Sealed ✓	11.	Group: Water
12.	Sampling Location: DG Room (MGU)	13.	Product: Ground Water
14.	Sampling Method: IS:3025 (Part 1)-1987	15.	Sample Received Date: 07.06.2023

TEST RESULTS

S. No.	Parameters	Unit (SI)	Results	IS 10500 : 2012 Standard Limits for Drinking Water		Method Used
				Acceptable Limits	Permissible Limits	
1.	pH		7.26	6.5-8.5	NR	APHA 23 rd Edition 4500-H ⁺ B
2.	Temperature	°C	26.4	NS	NS	APHA 23 rd Edition 2550- B
3.	Turbidity	NTU	<0.1	1	5	APHA 23 rd Edition 2130- B
4.	Total Dissolved Solids	mg/L	1872	500	2000	PHA 23 rd Edition 2540 C
5.	Conductivity	µmhos/cm	3100	NS	NS	APHA: 23 rd Edition 2510 B
6.	COD	mg/L	<5	NS	NS	APHA 23 rd Edition 5220 B
7.	BOD	mg/L	<2	NS	NS	IS 3025 (Part 44) : 1993
8.	Ammonical Nitrogen	mg/L	<0.05	NS	NS	IS 3025 (PP 34): 1988
9.	Phenolic Compound	mg/L	<0.001	0.001	0.002	APHA 23 rd Edition 5530 D
10.	Chlorides	mg/L	745	250	1000	APHA 23 rd Edition 4500 Cl- B
11.	Sulphates	mg/L	173	200	400	APHA 23 rd Edition 4500 SO ⁴ E
12.	SAR		6.60	NS	NS	LAB-SOP-138
13.	Total Hardness	mg/L	390	200	600	APHA 23 rd Edition 2340 C
14.	Calcium Hardness	mg/L	178	NS	NS	APHA 23 rd Edition 3500 - Ca B
15.	Magnesium Hardness	mg/L	212	NS	NS	APHA 23 rd Edition 3500 - Mg B
16.	Alkalinity	mg/L	150	200	600	APHA 23 rd Edition 2320 B
17.	Nitrate	mg/L	8.34	45	NR	IS 3025 (Part 34) (ii): 1988
18.	Fluoride	mg/L	<0.05	1	1.5	APHA 23 rd Edition 4500 F-D
19.	Sodium	mg/L	301	NS	NS	APHA 23 rd Edition 3500 - Na B
20.	Potassium	mg/L	29	NS	NS	APHA 23 rd Edition 3500 - K B
21.	Calcium	mg/L	71.34	75	200	APHA 23 rd Edition 3500 - Ca B
22.	Magnesium	mg/L	51.52	30	100	APHA 23 rd Edition 3500 - Mg B
23.	Total Phosphorous	mg/L	<0.02	NS	NS	APHA 23 rd Edition 4500 P-C
24.	DO	mg/L	2.8	NS	NS	APHA 23 rd Edition 4500 - O C
25.	Heavy Metals					
a.	Arsenic	mg/L	<0.01	0.01	0.05	APHA 23 rd Edition 3500 As - B
b.	Cadmium	mg/L	<0.003	0.003	NR	APHA 23 rd Edition 3111 B
c.	Chromium	mg/L	<0.02	0.05	NR	APHA 23 rd Edition 3500 Cr - B
d.	Copper	mg/L	<0.03	0.05	1.5	APHA 23 rd Edition 3111 B
e.	Iron	mg/L	<0.05	0.3	NR	APHA 23 rd Edition 3111 B
f.	Lead	mg/L	<0.01	0.01	NR	APHA 23 rd Edition 3111 B
g.	Mercury	mg/L	<0.001	0.001	NR	APHA 23 rd Edition 3112-B
h.	Manganese	mg/L	<0.02	0.1	0.3	APHA 23 rd Edition 3111 B
i.	Nickel	mg/L	<0.02	0.02	NR	APHA 23 rd Edition 3111 B
j.	Zinc	mg/L	<0.03	5	15	APHA 23 rd Edition 3111 B

Remark :

Authorised By -

Name : Sapana Amin

Designation: Lab Incharge

- NOTE :
- 1) Reports may be reproduced, if required, but only in full and only with written approval of the laboratory.
 - 2) Re analysis of sample will be done, if requested within 15 days from the date of Reporting of sample if the samples are not consumed during analysis.
 - 3) The results reported above relate to the sample identified under Sample Details.

-----END OF REPORT-----

TEST REPORT FORMAT - WATER		
DOC. NO.: LAB-FMT-055	Issue No.: 02	Revision No.: 04
Effective Date: 01.03.2021	Issue Date: 01-01-2015	Revision Date: 01.03.2021

Page 1 of 1

KADAM ENVIRONMENTAL CONSULTANTS
 An ISO 9001-2015 Certified Company (MoEF Approved)

871/B/3, Near Himalaya Machinery, GIDC Makarpura, Vadodara-10.
 Phone : (O) 0265 - 6131000, 6131001



ENVIRONMENTAL MONITORING REPORT

LABORATORY TEST REPORT – WATER

REPORT NO.: MAY23/221/10

SAMPLE DETAILS

1.	Name & Address of Client: Mahatma Gandhi University of Medical Science & Technology RIICO Institutional Area, Sitapura, Tonk Road, Jaipur 302022, Rajasthan.	3.	Client Representative: Mr. Mukesh Khandelwal
2.	Sample ID: 2150828115 – 221MY23GW02	4.	Sample Date: 22.05.2023
5.	Sample Collected By: Mr. Ratan Rai	6.	Analysis commenced on: 07.06.2023
7.	Analysis Completed on: 15.06.2023	8.	Reporting Date: 19.06.2023
9.	Discipline: Chemical	10.	Packing Condition & Quantity: Sealed ✓
11.	Group : Water	12.	Sampling Location: DG Room (MGU)
13.	Product: Ground Water	14.	Sampling Method: IS:3025 (Part 1)-1987
15.	Sample Received Date: 07.06.2023		

TEST RESULTS

S. No.	Parameters	Unit (SI)	Results	IS 10500 : 2012 Standard Limits for Drinking Water		Method Used
				Acceptable Limits	Permissible Limits	
1.	Salinity	mg/L	: 1342.39	NS	NS	APHA 23rd Edition 4500 Cl- B
2.	Total Nitrogen	mg/L	: 1.96	0.5	NR	IS 3025 (PP34)
3.	Heavy Metals					
a.	Cyanide	mg/L	: <0.03	0.05	NR	APHA: 23 rd Edition 4500 CN E

Remark :

Authorised By 

Name : Sapana Amin

Designation: Lab Incharge

- NOTE :
- 1) Reports may be reproduced, if required, but only in full and only with written approval of the laboratory.
 - 2) Re analysis of sample will be done, if requested within 15 days from the date of Reporting of sample if the samples are not consumed during analysis.
 - 3) The results reported above relate to the sample identified under Sample Details.

-----END OF REPORT-----

TEST REPORT FORMAT - WATER

DOC. NO.: LAB-FMT-055	Issue No.: 02	Revision No.: 04
Effective Date: 01.03.2021	Issue Date: 01-01-2015	Revision Date: 01.03.2021

Page 1 of 1



KADAM ENVIRONMENTAL CONSULTANTS
An ISO 9001-2015 Certified Company (MoEF Approved)

871/B/3, Near Himalaya Machinery, GIDC Makarpura, Vadodara-10.
Phone : (O) 0265 - 6131000, 6131001



ENVIRONMENTAL MONITORING REPORT

LABORATORY TEST REPORT - MICROBIOLOGY

REPORT NO.: MAY23/221/22(ULR- TC709923000012146F)

SAMPLE DETAILS

1.	Name & Address of Client: Mahatma Gandhi University of Medical Science & Technology RIICO Institutional Area, Sitapura, Tonk Road, Jaipur 302022, Rajasthan.		
2.	Sample ID: 2150828115 - 221MY23GW02	8.	Client Representative: Mr. Mukesh Khandelwal
3.	Sample Date: 07.06.2023	9.	Sample Collected By: Mr. Ratank Rai
4.	Packing Condition & Quantity: Sealed ✓	10.	Discipline: Biological
5.	Analysis commenced on: 12.06.2023	11.	Group: Water
6.	Analysis Completed on: 15.06.2023	12.	Product: Ground Water
7.	Reporting Date: 19.06.2023	13.	Sampling Method: IS 1622
14.	Sampling Location: DG Room (MGU)	15.	Sample Received Date: 12.06.2023

TEST RESULTS

S. No.	Parameters	Results	Unit (SI)	Specification/SPCB Norms/BIS Standards	Method Used
1.	Total Coliform Bacteria	N.D.<(1.8)	MPN/100ml	Shall not be detectable in any 100ml Sample	APHA 23 rd Edition (9221 B, C)
2.	Fecal Coliform Bacteria	N.D.<(1.8)	MPN/ 100ml	N.A	APHA 23 rd Edition(9221 C, E)

Remarks: N.D. – Not Detected.

Authorized by:

Name: Priyanka Kotak

Designation: Microbiologist

- NOTE:**
- 1) Reports may be reproduced, if required, but only in full and only with written approval of the laboratory.
 - 2) Re-sampling may be done, if required, with written approval of the laboratory.
 - 3) The results reported above relate to the sample identified under Sample Details.

-----END OF REPORT-----

TEST REPORT FORMAT- MICROBIOLOGY

DOC. NO.: LAB-FMT-203	Issue No.: 01	Revision No.: 04
Effective Date: 01.03.2021	Issue Date: 01.04.2019	Revision Date: 01.03.2021

STP -1 Inlet



TC-7669



KADAM ENVIRONMENTAL CONSULTANTS
 An ISO 9001-2015 Certified Company (MoEF Approved)
 871/B/3, Near Himalaya Machinery, GIDC Makarpura, Vadodara-10.
 Phone : (O) 0265 - 6131000, 6131001



ENVIRONMENTAL MONITORING REPORT

LABORATORY TEST REPORT - EFFLUENT

REPORT NO.: MAY23/221/03 (ULR- TC709923000012135F)

SAMPLE DETAILS

1.	Name & Address of Client: Mahatma Gandhi University of Medical Science & Technology RIICO Institutional Area, Sitapura, Tonk Road, Jaipur 302022, Rajasthan.	
2.	Sample ID: 2150828115 – 221MY23EF01	3. Client Representative: Mr. Mukesh Khandelwal
4.	Sample Date: 22.05.2023	5. Sample Collected By: Mr. Ratan Rai
6.	Analysis commenced on: 07.06.2023	7. Analysis Completed on: 15.06.2023
8.	Reporting Date: 19.06.2023	9. Discipline: Chemical
10.	Packing Condition & Quantity: Sealed ✓	11. Group: Pollution and Environment
12.	Sampling Location: STP Inlet 400 KLD	13. Product: Waste Water
14.	Sampling Method: IS : 3025 (Part 1) - 1987	15. Sample Received Date: 07.06.2023

TEST RESULTS

S.No.	Parameters	Unit (SI)	Results	Specification/ SPCB Norms/ BIS Standards	Method Used
1.	pH		7.36	N.A.	APHA: 23rd Edition 4500-H+ B
2.	BOD	mg/L	29	N.A.	IS 3025 (Part 44) : 1993
3.	COD	mg/L	96	N.A.	APHA 23 rd Edition 5220 B
4.	Suspended Solids	mg/L	28	N.A.	APHA 23 rd Edition 2540 D
5.	Residual Chlorine	mg/L	<0.1	N.A.	IS 3025 (Part – 26): 1986

Remark :

Authorised By - 

Name : Sapana Amin

Designation: Lab Incharge

- NOTE:
- 1) Reports may be reproduced, if required, but only in full and only with written approval of the laboratory.
 - 2) Re analysis of sample will be done, if requested within 15 days from the date of Reporting of sample if the samples are not consumed during analysis.
 - 3) The results reported above relate to the sample identified under Sample Details.

-----END OF REPORT-----

TEST REPORT FORMAT - EFFLUENT

DOC. NO.: LAB-FMT-050	Issue No.: 02	Revision No.: 04
Effective Date: 01.03.2021	Issue Date: 01-01-2015	Revision Date: 01.03.2021

Page 1 of 1

STP-1 Out-let



KADAM ENVIRONMENTAL CONSULTANTS
An ISO 9001-2015 Certified Company (MoEF Approved)

871/B/3, Near Himalaya Machinery, GIDC Makarpura, Vadodara-10.
Phone : (O) 0265 - 6131000, 6131001



ENVIRONMENTAL MONITORING REPORT

LABORATORY TEST REPORT - EFFLUENT

REPORT NO. : MAY23/221/04 (ULR- TC709923000012136E)

SAMPLE DETAILS

1.	Name & Address of Client: Mahatma Gandhi University of Medical Science & Technology RIICO Institutional Area, Sitapura, Tonk Road, Jaipur 302022, Rajasthan.	3.	Client Representative: Mr. Mukesh Khandelwal
2.	Sample ID: 2150828115 – 221MY23EF02	5.	Sample Collected By: Mr. Ratan Rai
4.	Sample Date: 22.05.2023	7.	Analysis Completed on: 15.06.2023
6.	Analysis commenced on: 07.06.2023	9.	Discipline: Chemical
8.	Reporting Date: 19.06.2023	11.	Group: Pollution and Environment
10.	Packing Condition & Quantity: Sealed ✓	13.	Product: Waste Water
12.	Sampling Location: STP Outlet 400 KLD	15.	Sample Received Date: 07.06.2023
14.	Sampling Method: IS : 3025 (Part 1) - 1987		

TEST RESULTS

S.No.	Parameters	Unit (SI)	Results	Specification/ SPCB Norms/ BIS Standards	Method Used
1.	pH	:	7.45	N.A.	APHA: 23rd Edition 4500-H+ B
2.	BOD	mg/L	16	N.A.	IS 3025 (Part 44) : 1993
3.	COD	mg/L	54	N.A.	APHA 23 rd Edition 5220 B
4.	Suspended Solids	mg/L	17	N.A.	APHA 23 rd Edition 2540 D
5.	Residual Chlorine	mg/L	1.77	N.A.	IS 3025 (Part – 26): 1986

Remark :

Authorised By - *Sapana Amin*

Name : Sapana Amin

Designation: Lab Incharge

- NOTE:
- 1) Reports may be reproduced, if required, but only in full and only with written approval of the laboratory.
 - 2) Re analysis of sample will be done, if requested within 15 days from the date of Reporting of sample if the samples are not consumed during analysis.
 - 3) The results reported above relate to the sample identified under Sample Details.

-----END OF REPORT-----

TEST REPORT FORMAT - EFFLUENT

DOC. NO.: LAB-FMT-050	Issue No.: 02	Revision No.: 04
Effective Date: 01.03.2021	Issue Date: 01-01-2015	Revision Date: 01.03.2021

STP-2 Inlet



KADAM ENVIRONMENTAL CONSULTANTS
An ISO 9001-2015 Certified Company (MoEF Approved)

871/B/3, Near Himalaya Machinery, GIDC Makarpura, Vadodara-10.
Phone : (O) 0265 - 6131000, 6131001



ENVIRONMENTAL MONITORING REPORT

LABORATORY TEST REPORT - EFFLUENT

REPORT NO.: MAY23/221/05 (ULR- TC709923000012137F)

SAMPLE DETAILS

1.	Name & Address of Client: Mahatma Gandhi University of Medical Science & Technology RIICO Institutional Area, Sitapura, Tonk Road, Jaipur 302022, Rajasthan.	3.	Client Representative: Mr. Mukesh Khandelwal
2.	Sample ID: 2150828115 – 221MY23EF03	5.	Sample Collected By: Mr. Ratan Rai
4.	Sample Date: 22.05.2023	7.	Analysis Completed on: 15.06.2023
6.	Analysis commenced on: 07.06.2023	9.	Discipline: Chemical
8.	Reporting Date: 19.06.2023	11.	Group: Pollution and Environment
10.	Packing Condition & Quantity: Sealed ✓	13.	Product: Waste Water
12.	Sampling Location: STP Inlet 200 KLD	15.	Sample Received Date: 07.06.2023
14.	Sampling Method: IS : 3025 (Part 1) - 1987		

TEST RESULTS

S.No.	Parameters	Unit (SI)	Results	Specification / SPCB Norms / BIS Standards	Method Used
1.	pH		: 7.63	N.A.	APHA: 23rd Edition 4500-H+ B
2.	BOD	mg/L	: 150	N.A.	IS 3025 (Part 44) : 1993
3.	COD	mg/L	: 496	N.A.	APHA 23 rd Edition 5220 B
4.	Suspended Solids	mg/L	: 21	N.A.	APHA 23 rd Edition 2540 D
5.	Residual Chlorine	mg/L	: <0.1	N.A.	IS 3025 (Part – 26): 1986

Remark :

Authorised By -

Name : Sapana Amin

Designation: Lab Incharge

- NOTE:
- 1) Reports may be reproduced, if required, but only in full and only with written approval of the laboratory.
 - 2) Re analysis of sample will be done, if requested within 15 days from the date of Reporting of sample if the samples are not consumed during analysis.
 - 3) The results reported above relate to the sample identified under Sample Details.

-----END OF REPORT-----

TEST REPORT FORMAT - EFFLUENT

DOC. NO.: LAB-FMT-050	Issue No.: 02	Revision No.: 04
Effective Date: 01.03.2021	Issue Date: 01-01-2015	Revision Date: 01.03.2021

STP-2 Outlet



KADAM ENVIRONMENTAL CONSULTANTS
An ISO 9001-2015 Certified Company (MoEF Approved)

871/B/3, Near Himalaya Machinery, GIDC Makarpura, Vadodara-10.
Phone : (O) 0265 - 6131000, 6131001



ENVIRONMENTAL MONITORING REPORT

LABORATORY TEST REPORT - EFFLUENT

REPORT NO. : MAY23/221/06 (ULR- TC70992300000275E)

SAMPLE DETAILS

1.	Name & Address of Client: Mahatma Gandhi University of Medical Science & Technology RIICO Institutional Area, Sitapura, Tonk Road, Jaipur 302022, Rajasthan.	
2.	Sample ID: 2150828115 – 221MY23EF04	3. Client Representative: Mr. Mukesh Khandelwal
4.	Sample Date: 22.05.2023	5. Sample Collected By: Mr. Ratan Rai
6.	Analysis commenced on: 07.06.2023	7. Analysis Completed on: 15.06.2023
8.	Reporting Date: 19.06.2023	9. Discipline: Chemical
10.	Packing Condition & Quantity: Sealed ✓	11. Group: Pollution and Environment
12.	Sampling Location: STP Outlet 200 KLD	13. Product: Waste Water
14.	Sampling Method: IS : 3025 (Part 1) - 1987	15. Sample Received Date: 07.06.2023

TEST RESULTS

S.No.	Parameters	Unit (SI)	Results	Specification/ SPCB Norms/ BIS Standards	Method Used
1.	pH	:	7.89	N.A.	APHA: 23rd Edition 4500-H+ B
2.	BOD	mg/L	144	N.A.	IS 3025 (Part 44) : 1993
3.	COD	mg/L	438	N.A.	APHA 23 rd Edition 5220 B
4.	Suspended Solids	mg/L	15	N.A.	APHA 23 rd Edition 2540 D
5.	Residual Chlorine	mg/L	1.15	N.A.	IS 3025 (Part – 26): 1986

Remark :

Authorised By -

Name : Sapana Amin

Designation: Lab Incharge

- NOTE:
- 1) Reports may be reproduced, if required, but only in full and only with written approval of the laboratory.
 - 2) Re analysis of sample will be done, if requested within 15 days from the date of Reporting of sample if the samples are not consumed during analysis.
 - 3) The results reported above relate to the sample identified under Sample Details.

-----END OF REPORT-----

TEST REPORT FORMAT - EFFLUENT

DOC. NO.: LAB-FMT-050	Issue No.: 02	Revision No.: 04
Effective Date.: 01.03.2021	Issue Date: 01-01-2015	Revision Date: 01.03.2021